



Club Health Assessment for District 105 A through August 2025

			Status	Membership					Reports					Finance		LCIF
Club Number	Club Name	Charter Date	Times in Status Quo in Past 2 Years	Current Member Count **	YTD Members Added	YTD Members Dropped	YTD Net Growth% ***	Member Count 1 Year Ago	Dropped Members Avg.Length of Service	Months Since Membership Update	Current Officers Reported ****	Current President Repeated Term	VP Reported *****	Last Date Reported Service (mm/yyyy)	Account Balance	YTD Donations
Clubs less than two years old																
183002	London AJBN Impact	06/20/2025	Newly Chartered	20	0	0	0.00%	0		1	Y	2				
179504	LONDON FORTITUDE	01/10/2025	Active	25	0	0	0.00%	0		2	Y	2	R	06/2025		
Exc Award (06/30/2025)																
185968	London Metropolitan	07/07/2025	Newly Chartered	21	21	0	100.00%	0		1	Y					
182241	London Next Generation	05/19/2025	Active	25	3	0	13.64%	0		0	Y	2		08/2025		
171995	London West End	06/07/2024	Active	21	0	0	0.00%	21		14	Y	3	N	06/2025		
172291	West London	06/17/2024	Active(1)	8	0	0	0.00%	26		2	Y			02/2025		
Clubs more than two years old																
38471	AMPTHILL DISTRICT	05/13/1980	Active(1)	7	0	0	0.00%	7		13	N	9		10/2024		
35212	Aylesbury Vale (CIO)	03/16/1978	P- Active	7	0	0	0.00%	2		0	Y	2		07/2025		
19909	BANBURY	09/10/1968	Active	14	0	1	-6.67%	15	33	0	Y		IP	08/2025		
37249	BARKING	06/11/1979	Active	21	0	0	0.00%	22		0	Y	3		11/2024		
19739	BEDFORD	10/16/1967	Active(1)	3	0	0	0.00%	10		2	Y	3		11/2024		
29924	BICESTER	11/12/1974	Active	14	0	0	0.00%	15		4	Y	4	N	08/2025		
36144	BIGGLESWADE-SANDY L C	10/03/1978	Active	19	2	2	0.00%	22	29	0	Y	3		05/2025		\$1,371.25
Exc Award (06/30/2018)																
19913	BLETCHLEY MILTON KEYNES	04/01/1969	Active	24	0	0	0.00%	24		3	Y		N	08/2025		
41362	CHIPPING BARNET	05/14/1982	Active	7	0	0	0.00%	7		0	N	2		07/2025		
34311	EALING	07/21/1977	Active	22	1	0	4.76%	16		1	Y	8		04/2025		
48161	EDGWARE	02/17/1988	Active	19	0	0	0.00%	21		2	Y		IP	08/2025		
29883	ENFIELD	10/31/1974	Active	23	0	0	0.00%	22		2	Y		R	10/2024		
97184	FAIRLOP	05/24/2006	Active	22	1	0	4.76%	21		1	Y		N	08/2025		
135282	Friern Barnet Centennial	06/20/2018	Active	18	0	0	0.00%	21		1	Y		N	07/2025		
Exc Award (06/30/2023)																
46481	GREENFORD WILLOW TREE	07/11/1986	Active	17	0	0	0.00%	17		1	Y	3		06/2025		
Exc Award (06/30/2022, 06/30/2023)																



Club Health Assessment for District 105 A through August 2025

			Status	Membership					Reports				Finance		LCIF			
Club Number	Club Name	Charter Date	Times in Status Quo in Past 2 Years	Current Member Count **	YTD Members Added	YTD Members Dropped	YTD Net Growth% ***	Member Count 1 Year Ago	Dropped Members Avg.Length of Service	Months Since Membership Update	Current Officers Reported ****	Current President Repeated Term	VP Reported *****	Last Date Reported Service (mm/yyyy)	Account Balance	YTD Donations		
39287	HARPENDEN	01/19/1981	Active	22	0	0	0.00%	26		0	Y			08/2025	90+ Days	\$40.00		
	Exc Award (06/30/2024)																	
19750	HARROW & PINNER	07/08/1963	Active	25	3	0	13.64%	25		1	Y			08/2025				
	Exc Award (06/30/2018, 06/30/2021, 06/30/2023, 06/30/2024)																	
129226	Hatch End Lions Centennial	10/28/2016	Active	25	2	0	8.70%	23		1	Y		N	07/2025				
	Exc Award (06/30/2018, 06/30/2023)																	
19751	HAYES & HARLINGTON	04/17/1951	Active(1)	9	0	0	0.00%	10		1	Y	6		06/2025				
19752	HEMEL HEMPSTEAD	03/02/1961	Active	11	0	0	0.00%	13		2	Y		N	08/2025				
	Exc Award (06/30/2024)																	
148534	Heston	10/04/2021	Active(1)	23	0	1	-4.17%	23	4	1	N		N	06/2025				
19756	HOUNSLOW	07/23/1973	Active	5	0	0	0.00%	6		4	Y	3		03/2025				
	Exc Award (06/30/2018)																	
43371	ISLEWORTH	01/04/1984	Active	15	0	0	0.00%	15		4	Y	2		07/2025				
62640	KENTON	01/01/2000	Active	10	0	1	-9.09%	14	24	1	Y			08/2025				
	Exc Award (06/30/2023)																	
42815	LETCHWORTH GARDEN CITY & BALDOCK	06/08/1983	Active	20	1	0	5.26%	25		0	Y			08/2025				
	Exc Award (06/30/2023)																	
34975	LONDON ACTON	01/09/1978	Active	28	0	0	0.00%	30		0	Y	2		05/2025				
100074	LONDON BELMONT	08/15/2007	Active	13	0	2	-13.33%	14	2	0	Y	2		07/2025	90+ Days			
	Exc Award (06/30/2023, 06/30/2025)																	
19760	LONDON CENTRAL HOST	12/29/1949	Active	38	0	0	0.00%	31		2	Y			06/2025				
42678	LONDON CHINATOWN	05/13/1983	Active	15	0	0	0.00%	15		27	Y	2		07/2021				
59513	LONDON COVENT GARDEN	05/16/1997	Active	20	1	0	5.26%	16		0	Y		N	04/2025				
37074	LONDON GOLDERS GREEN L C	05/09/1979	Active	19	0	0	0.00%	18		1	Y		N	05/2025				
50346	LONDON HENDON	03/26/1990	Active	27	0	0	0.00%	28		1	Y		N	08/2024				
44451	LONDON HORNSEY	12/06/1984	Active	10	0	0	0.00%	9		0	Y	4		08/2025				
	Exc Award (06/30/2024)																	
50928	LONDON KINGSBURY	09/06/1990	Active	32	1	2	-3.03%	34	3	0	Y			08/2025	90+ Days			
67377	LONDON MILL HILL	02/28/2003	Active	18	0	0	0.00%	17		2	Y	2		06/2025				
	Exc Award (06/30/2023)																	



Club Health Assessment for District 105 A through August 2025

INTERNATIONAL

			Status	Membership					Reports				Finance	LCIF		
Club Number	Club Name	Charter Date	Times in Status Quo in Past 2 Years	Current Member Count **	YTD Members Added	YTD Members Dropped	YTD Net Growth% ***	Member Count 1 Year Ago	Dropped Members Avg.Length of Service	Months Since Membership Update	Current Officers Reported ****	Current President Repeated Term	VP Reported *****	Last Date Reported Service (mm/yyyy)	Account Balance	YTD Donations
119185	LONDON PARK ROYAL	04/16/2013	Active	8	0	0	0.00%	8		7	Y	5		04/2025		\$1,326.90
153266	London Platinum Jubilee	01/05/2023	Active	48	5	0	11.63%	49		1	Y		N	07/2025		
56503	LONDON SEVEN KINGS	01/24/1995	Active	8	0	0	0.00%	9		1	Y	2		05/2025		
	Exc Award (06/30/2023)															
149133	London St Johns Wood	11/30/2021	Active	15	0	0	0.00%	21		2	Y	2	R	08/2025		
154302	London St. James's	04/27/2023	Active	18	0	0	0.00%	31		1	N	None		03/2025		\$1,326.90
77452	LONDON WESTMINSTER	08/19/2003	Active	14	0	0	0.00%	13		2	Y			06/2025		
	Exc Award (06/30/2016, 06/30/2018, 06/30/2023)															
35599	LONDON-FINCHLEY L C	05/23/1978	Active	21	0	0	0.00%	20		1	Y			06/2025		
19763	LUTON	06/26/1972	Active	14	0	0	0.00%	14		1	Y			08/2025		
	Exc Award (06/30/2024)															
96757	MILTON KEYNES CENTRAL	04/01/2006	Active	16	0	0	0.00%	18		3	Y			08/2025		
30969	MILTON KEYNES STONY STRATFORD	06/23/1975	Active	9	0	0	0.00%	10		1	Y			08/2025		
	Exc Award (06/30/2018, 06/30/2023)															
64626	MOOR PARK	08/14/2001	Active(1)	13	0	0	0.00%	13		3	Y		N	04/2025		
33356	NEWPORT PAGNELL & OLNEY L C	02/03/1977	Active	17	0	0	0.00%	16		5	Y	9		08/2025		
47913	NORTHWOOD	12/08/1987	Active	15	0	0	0.00%	15		4	Y	2	R	08/2025		
	Exc Award (06/30/2023)															
89348	OSTERLEY	09/15/2005	Active	13	0	0	0.00%	12		3	Y	2		09/2024		
129660	Redbridge Centennial	12/20/2016	Active	30	0	0	0.00%	30		2	Y			08/2025		
	Exc Award (06/30/2021, 06/30/2023, 06/30/2025)															
31358	RUISLIP	11/07/1975	Active	14	0	0	0.00%	16		2	Y	3		07/2025		
19772	SOUTHALL	12/15/1970	Active	16	0	0	0.00%	19		0	Y			08/2025		
	Exc Award (06/30/2023)															
19769	ST ALBANS	02/10/1966	Active	15	0	0	0.00%	16		1	Y			08/2025		
	Exc Award (06/30/2023)															
59185	STANMORE	03/03/1997	Active	21	0	0	0.00%	23		1	Y		N	08/2025		\$40.00
	Exc Award (06/30/2022, 06/30/2023)															
63026	SUDBURY	04/03/2000	Active	35	0	7	-16.67%	42	10	1	Y	7		09/2024		
	Exc Award (06/30/2023)															



Club Health Assessment for District 105 A through August 2025

						Status					Membership					Reports				Finance		LCIF
						Times in Status Quo in Past 2 Years	Current Member Count **	YTD Members Added	YTD Members Dropped	YTD Net Growth***	Member Count 1 Year Ago	Dropped Members Avg.Length of Service	Months Since Membership Update	Current Officers Reported ****	Current President Repeated Term	VP Reported *****	Last Date Reported Service (mm/yyyy)	Account Balance	YTD Donations			
Club Number	Club Name	Charter Date																				
98741	THE PALACE OF WESTMINSTER	03/12/2007	Active(1)	1	0	0	0.00%	1		2	N	None		01/2025	90+ Days							
19777	TRING	11/10/1972	Active	16	0	0	0.00%	13		3	Y			08/2025								
Exc Award (06/30/2018, 06/30/2025)																						
127821	Waltham Forest	06/21/2016	Active	7	1	0	16.67%	6		1	Y		N	08/2025								
37520	WANSTEAD & WOODFORD L C	09/20/1979	Active	20	0	0	0.00%	18		2	Y			07/2025								
19779	WATFORD	03/12/1970	Active	16	0	0	0.00%	14		2	Y	2	R	07/2025								
19780	WEMBLEY	06/06/1969	Active	20	0	1	-4.76%	20	2	1	Y	3	N	08/2025								
Exc Award (06/30/2023)																						
154394	West Drayton	05/15/2023	Active(1)	19	1	0	5.56%	19		0	Y			08/2025								
41994	WINSLOW	11/23/1982	Active	43	2	1	2.38%	43	43	0	Y	2	R	08/2025								
19936	WITNEY	04/17/1969	Active	13	0	0	0.00%	15		1	Y	2	R	06/2025								
Current Total Clubs Count	YTD New Clubs Count	YTD Cancelled Clubs Count	YTD Net Club Gain	Current Total Members Count	YTD Add	YTD Drop	YTD Net Growth	YTD Net Growth %	Member Count 12 Months Ago	Average Member Count Per Club	% of Clubs with less than 20 members	% No Officer Report in 12 Months	% of Clubs with balance 90+ days	Number of Clubs in Status Quo	% Status Quo Clubs in Financial Suspension	Number of Cancelled Clubs	Average Cancelled Club Age	Members Lost Due to Cancellation	% of Clubs Cancelled for Non-Financial Reasons			
70	1	0	1	1,257	45	18	27	2.20%	1,225	18	60%	0%	6%	0	0%	0	0	0	0%			

* - P - Priority Club. Cancellation Reasons: 1-Objectives/conduct, 2-Non-active club, 5-Non-existing club, 6-Disbanding, 7-Merger, 8-Financial Suspension, 9-District/Multiple District Dues.

** Red denotes below 15 active members.

*** Red denotes 20% + loss.

**** Y - all 3 (President, Secretary, Treasurer) club officers reported, N - not all 3 reported.

***** Abbreviation: N-New, IP-Immediate Past, R-Repeat.



Club Health Assessment for District 105CE through August 2025

			Status	Membership					Reports					Finance		LCIF
Club Number	Club Name	Charter Date	Times in Status Quo in Past 2 Years	Current Member Count **	YTD Members Added	YTD Members Dropped	YTD Net Growth% ***	Member Count 1 Year Ago	Dropped Members Avg.Length of Service	Months Since Membership Update	Current Officers Reported ****	Current President Repeated Term	VP Reported *****	Last Date Reported Service (mm/yyyy)	Account Balance	YTD Donations
Clubs more than two years old																
19735	ACLE & BRUNDALL	06/30/1966	Active	19	0	0	0.00%	14		5	Y	17				
120828	Attleborough 2013	12/05/2013	Active	11	0	0	0.00%	10		1	Y	3		07/2025		\$298.55
19861	BARTON ON HUMBER	09/07/1970	Active	9	0	0	0.00%	9		12	N	None		08/2024		
	Exc Award (06/30/2018)															
19738	BECCLES	11/14/1968	Active	14	0	0	0.00%	14		0	Y	2	R	06/2025		
37073	BILLERICAY	05/09/1979	Active	15	0	0	0.00%	19		2	Y	2	R	09/2024		\$1,405.53
29809	BOSTON	09/23/1974	Active	3	1	0	50.00%	4		1	N	None		08/2023		
30967	BOURNE	06/30/1975	Active	9	0	0	0.00%	12		2	Y		N	05/2025		
37477	BRAINTREE	08/03/1979	Active	22	0	0	0.00%	21		1	Y		N	07/2025		
19740	BRENTWOOD	01/14/1974	Active	11	0	0	0.00%	14		2	N	None		12/2020		
19864	BRIGG DISTRICT L C	02/14/1968	Active	4	0	1	-20.00%	7	3	1	N	None		09/2022		
29541	BUNGAY AREA	06/25/1974	Active	16	1	0	6.67%	21		1	N			11/2021		
119189	BURY ST. EDMUNDS	04/16/2013	Cancelled(6*)	0	0	0	0.00%	1		2	N	None		05/2020		
37846	CAISTOR & DIST	12/28/1979	Active	46	0	1	-2.13%	45	6	1	Y	2	R	08/2025		
35788	CASTLE POINT	06/26/1978	Active	10	0	0	0.00%	10		4	Y	2	N	09/2012		
19742	CHELMSFORD	08/18/1969	Active	24	1	0	4.35%	26		0	Y		N	07/2025		\$342.81
19773	CITY OF SOUTHEND ON SEA	05/21/1970	Active	11	0	0	0.00%	11		1	Y	2		06/2025		
	Exc Award (06/30/2023)															
37362	CLACTON ON SEA	06/26/1979	Active	32	0	1	-3.03%	31	15	0	Y		N	08/2025		
	Exc Award (06/30/2019)															
59337	CONINGSBY & TATTERSHALL L C	04/09/1997	Active	30	0	0	0.00%	29		0	Y		N	08/2025		
	Exc Award (06/30/2018, 06/30/2021, 06/30/2023)															
19746	DEREHAM	09/28/1973	Active	9	0	0	0.00%	13		2	Y			11/2022		
127184	EAST ANGLIA CENTENNIAL 100 CHAMPIONS	03/30/2016	Active	38	0	0	0.00%	33		2	N	None		05/2024		
103242	EAST ANGLIA HELEN KELLER INTERNET	06/30/2008	Active	17	0	0	0.00%	17		2	Y	2	N	07/2025		\$132.69
127166	EAST ANGLIA LIONESS	03/30/2016	Active	10	0	0	0.00%	10		2	Y		N	06/2025		
	Exc Award (06/30/2023)															




Club Health Assessment for District 105CE through August 2025

			Status	Membership						Reports				Finance	LCIF	
Club Number	Club Name	Charter Date	Times in Status Quo in Past 2 Years	Current Member Count **	YTD Members Added	YTD Members Dropped	YTD Net Growth% ***	Member Count 1 Year Ago	Dropped Members Avg.Length of Service	Months Since Membership Update	Current Officers Reported ****	Current President Repeated Term	VP Reported *****	Last Date Reported Service (mm/yyyy)	Account Balance	YTD Donations
64625	EAST ANGLIA NEW CENTURY Exc Award (06/30/2023, 06/30/2024)	07/09/2001	Active	29	0	0	0.00%	30		1	Y			07/2025		\$132.69
125114	Eastwood	06/23/2015	Active	6	0	0	0.00%	7		2	Y	2		10/2022		
37597	EDWINSTOWE & THE DUKERIES	10/11/1979	Active	14	0	1	-6.67%	14	0	0	Y		N	07/2025		
35380	FELIXSTOWE Exc Award (06/30/2024)	04/17/1978	Active	32	0	0	0.00%	33		1	N		N	05/2025		
51540	GLANFORD & LINDSEY L C Exc Award (06/30/2016, 06/30/2018, 06/30/2023)	04/12/1991	Active	26	1	0	4.00%	25		0	Y		N	08/2025		\$20.00
19872	GRANTHAM	04/08/1971	Active	6	0	0	0.00%	8		3	Y		N	07/2022		
19749	GREAT YARMOUTH Exc Award (06/30/2023)	11/30/1953	Active	22	2	0	10.00%	21		1	Y		N	08/2025		
19873	GRIMSBY CLEETHORPES	09/23/1968	Active(1)	16	0	0	0.00%	15		4	Y		N	04/2020		
40437	HALESWORTH	10/28/1981	Active	9	0	0	0.00%	10		0	N	2	N	07/2024		
40782	HAVERHILL	01/18/1982	Active	14	0	0	0.00%	13		6	N	None		01/2019		
36820	HETHERSETT DISTRICT L C	03/28/1979	Active	10	0	0	0.00%	10		4	Y	3	N	06/2025		
34395	HORNCASTLE & DISTRICT	08/24/1977	Active	26	2	1	4.00%	27	8	1	N		IP	01/2025		
140220	Hornchurch	12/10/2019	Active	16	0	0	0.00%	16		3	Y	3		05/2025		
68702	HUMBERSTON NORTH SEA	04/30/2003	Active	28	0	0	0.00%	27		4	Y			05/2017		
38976	HUNSTANTON	10/17/1980	Active	6	0	1	-14.29%	9	2	0	Y			12/2022		
49557	HYKEHAM	05/24/1989	Active	12	0	0	0.00%	14		3	N	None		05/2022		
19878	ISLE OF AXHOLME L C Exc Award (06/30/2023)	02/22/1966	Active	24	0	0	0.00%	25		0	Y		N	05/2025		
19758	KING'S LYNN	02/07/1972	Active	5	0	0	0.00%	7		2	Y	2	R	06/2023		
51541	LEIGH ON SEA	04/12/1991	Active	25	0	0	0.00%	25		2	Y		N	05/2025		\$1,326.90
19882	LINCOLN	02/04/1970	Active	12	0	0	0.00%	11		2	Y	2		08/2025		\$368.56
109098	LITTLEPORT	09/16/2010	Active	11	0	0	0.00%	11		2	Y	2	N	11/2024		\$134.91
45909	LONG STRATTON	03/25/1986	Active	7	0	0	0.00%	7		4	Y	7	R	11/2023		
19814	LOUGHBOROUGH	02/24/1971	Active	20	0	0	0.00%	22		2	Y	4	R	12/2024		
19883	LOUTH DISTRICT L C	01/09/1969	Active	33	0	0	0.00%	34		1	Y		N	08/2025		\$2,282.27



Club Health Assessment for District 105CE through August 2025

			Status	Membership					Reports				Finance	LCIF		
Club Number	Club Name	Charter Date	Times in Status Quo in Past 2 Years	Current Member Count **	YTD Members Added	YTD Members Dropped	YTD Net Growth% ***	Member Count 1 Year Ago	Dropped Members Avg.Length of Service	Months Since Membership Update	Current Officers Reported ****	Current President Repeated Term	VP Reported *****	Last Date Reported Service (mm/yyyy)	Account Balance	YTD Donations
Exc Award (06/30/2019, 06/30/2021, 06/30/2022, 06/30/2024)																
19762	LOWESTOFT	11/16/1960	Active	27	0	0	0.00%	25		1	Y	2	R	12/2023		\$34.28
31475	MABLETHORPE SUTTON & DIST	12/08/1975	Active	5	0	0	0.00%	5		2	N			07/2015		
32644	MARCH	07/06/1976	Active	20	1	0	5.26%	20		1	Y		N	05/2024		
Exc Award (06/30/2018)																
110540	MARKET RASEN	03/15/2011	Active	16	0	0	0.00%	17		4	Y	4	N	06/2025		
35211	MERSEA ISLAND	03/08/1978	Active	22	2	0	10.00%	20		1	Y	3	N	08/2025		
19764	NORFOLK BROADS	02/11/1963	Active	13	0	0	0.00%	11		3	Y	3		06/2022		
19766	NORWICH CITY OF NORWICH	03/10/1959	Active(1)	2	0	0	0.00%	2		12	N	None		06/2021		
32645	NORWICH NORTH ALPHA	07/19/1976	Active	5	0	0	0.00%	6		2	Y	13				
48431	NORWICH WEST	04/14/1988	Active	13	0	0	0.00%	15		1	Y		N	08/2025		
54885	NOTTINGHAM WEST	09/20/1993	Active	33	0	1	-2.94%	33	16	0	Y		N	02/2024		\$331.73
Exc Award (06/30/2020, 06/30/2023)																
19767	PETERBOROUGH	04/07/1970	Active	31	1	0	3.33%	35		0	Y		N	07/2025		
Exc Award (06/30/2018, 06/30/2023, 06/30/2024)																
29767	RAYLEIGH	08/23/1974	Active	12	0	1	-7.69%	13	51	1	Y		N	12/2022		
136401	Reephram	09/20/2018	Active	20	0	0	0.00%	18		1	Y	2		05/2025		
Exc Award (06/30/2023)																
38326	RETFORD	04/29/1980	Active	25	0	0	0.00%	25		2	Y		N	08/2025		
19768	ROMFORD	06/24/1965	Active	10	0	1	-9.09%	12	43	1	Y		N	08/2022		
42680	SAFFRON WALDEN	05/11/1983	Active	9	0	0	0.00%	9		0	N	None		08/2025		
19893	SCUNTHORPE	05/05/1964	Active	12	1	0	9.09%	13		1	Y		N	12/2023		
32373	SKEGNESS	06/07/1976	Active	13	0	0	0.00%	11		9	Y	7		04/2025		
29303	SLEAFORD & DISTRICT	05/17/1974	Active	15	0	0	0.00%	20		2	N	None		07/2025		
40155	SOUTHWELL & DISTRICT L C	06/15/1981	Active	30	0	0	0.00%	30		1	Y		N	08/2025		
28111	SOUTHWOLD SOLE BAY	03/06/1974	Active	13	0	0	0.00%	12		1	Y		N	07/2022		
19898	SPALDING	01/06/1971	Active	15	2	0	15.38%	13		0	Y		N	05/2025		
31130	STAMFORD & DISTRICT	08/05/1975	Active	7	0	0	0.00%	7		10	Y	10		06/2025		



Club Health Assessment for District 105CE through August 2025

			Status	Membership					Reports				Finance	LCIF		
Club Number	Club Name	Charter Date	Times in Status Quo in Past 2 Years	Current Member Count **	YTD Members Added	YTD Members Dropped	YTD Net Growth% ***	Member Count 1 Year Ago	Dropped Members Avg.Length of Service	Months Since Membership Update	Current Officers Reported ****	Current President Repeated Term	VP Reported *****	Last Date Reported Service (mm/yyyy)	Account Balance	YTD Donations
38666	STOWMARKET & DISTRICT L C	06/29/1980	Active	35	1	0	2.94%	35		1	Y			03/2017		
43906	SWAFFHAM & DIST	05/29/1984	Active	22	0	0	0.00%	22		4	Y		N	12/2024		
46320	TAVERHAM & DISTRICT L C	06/18/1986	Active	19	1	0	5.56%	19		1	Y		N	04/2025		
38327	THE DEEPINGS L C	04/15/1980	Active	13	0	0	0.00%	13		1	Y			12/2023		
	Exc Award (06/30/2022)															
37363	VALE OF BELVOIR L C	06/25/1979	Active	22	0	0	0.00%	20		2	Y		N	08/2025		
	Exc Award (06/30/2017)															
51448	WHITTLESEY	03/22/1991	Active	10	0	0	0.00%	11		0	N		N	05/2025		
62555	Winterton and District	12/10/1999	Active	25	1	0	4.17%	27		0	Y		N	10/2023		
19781	WISBECH	11/06/1972	Active	17	0	0	0.00%	21		2	Y		N	08/2025		\$796.14
	Exc Award (06/30/2020, 06/30/2021)															
65293	WOODHALL SPA	05/01/2002	Active	1	0	0	0.00%	13		3	N	None		05/2023		
31360	WROXHAM & HOVETON L C	11/07/1975	Active	15	0	0	0.00%	16		1	Y		N	10/2021		
	Exc Award (06/30/2021)															
19782	WYMONDHAM	12/11/1969	Active	13	0	0	0.00%	13		2	Y	2		01/2023		

Clubs Cancelled Previous Fiscal Year – Clubs Cancelled within last 12 months may be reinstated

Club Number	Club Name	Charter Date	Current Status*	Cancellation Date
41743	WOODBIDGE & DISTRICT	07/30/1982	Cancelled(6*)	06/29/2025

Current Total Clubs Count	YTD New Clubs Count	YTD Cancelled Clubs Count	YTD Net Club Gain	Current Total Members Count	YTD Add	YTD Drop	YTD Net Growth	YTD Net Growth %	Member Count 12 Months Ago	Average Member Count Per Club	% of Clubs with less than 20 members	% No Officer Report in 12 Months	% of Clubs with balance 90+ days	Number of Clubs in Status Quo	% Status Quo Clubs in Financial Suspension	Number of Cancelled Clubs	Average Cancelled Club Age	Members Lost Due to Cancellation	% of Clubs Cancelled for Non-Financial Reasons
79	0	1	-1	1,329	18	9	9	0.68%	1,374	17	65%	4%	0%	0	0%	1	55	0	100%

* - P - Priority Club. Cancellation Reasons: 1-Objectives/conduct, 2-Non-active club, 5-Non-existing club, 6-Disbanding, 7-Merger, 8-Financial Suspension, 9-District/Multiple District Dues.

** Red denotes below 15 active members.

*** Red denotes 20% + loss.

**** Y - all 3 (President, Secretary, Treasurer) club officers reported, N - not all 3 reported.

***** Abbreviation: N-New, IP-Immediate Past, R-Repeat.



Club Health Assessment for District 105CN through August 2025

			Status	Membership					Reports				Finance	LCIF		
Club Number	Club Name	Charter Date	Times in Status Quo in Past 2 Years	Current Member Count **	YTD Members Added	YTD Members Dropped	YTD Net Growth% ***	Member Count 1 Year Ago	Dropped Members Avg.Length of Service	Months Since Membership Update	Current Officers Reported ****	Current President Repeated Term	VP Reported *****	Last Date Reported Service (mm/yyyy)	Account Balance	YTD Donations
Clubs more than two years old																
19783	ACCRINGTON	06/08/1967	Active	8	0	0	0.00%	8		1	Y			10/2023		\$20.00
	Exc Award (06/30/2018)															
35381	ANGLESEY CENTRAL L C	04/17/1978	Active	8	0	0	0.00%	8		15	N	None		03/2018		
31756	ASHBY-DE-LA-ZOUCH & COALVILLE	02/24/1976	Active	24	3	0	14.29%	22		1	N		N	01/2025		
	Exc Award (06/30/2023)															
33101	Barton under Needwood & District	12/08/1976	P- Active	9	0	0	0.00%	0		2	Y	2		07/2025		
55969	BEAUMARIS-MENAI-AETHWY	07/11/1994	Active	5	0	0	0.00%	5		10	Y	3		10/2022		
55181	BERT MASON INTERNET	01/05/1994	Active	2	0	2	-50.00%	4	24	1	Y	8		12/2022		
47914	BIRCHWOOD	12/04/1987	Active	18	0	1	-5.26%	21	36	1	Y			03/2025		
34540	BIRKENHEAD	10/06/1977	Active	5	0	0	0.00%	6		2	N	None				
19786	BLACKBURN	12/19/1961	Active	6	0	0	0.00%	8		6	Y	4				
19788	BOLTON	06/18/1968	Active	15	0	0	0.00%	20		0	Y			08/2025		
	Exc Award (06/30/2024)															
31863	BRIDGNORTH	03/15/1976	Active	26	0	0	0.00%	25		1	Y					\$30.00
	Exc Award (06/30/2018)															
34394	BURNLEY	08/22/1977	Active	4	0	0	0.00%	4		1	Y			07/2022		
46930	BURNTWOOD	02/16/1987	Active	7	0	0	0.00%	7		17	Y			11/2022		
19790	BURY	03/23/1967	Active	13	0	0	0.00%	13		3	Y		N	04/2025		
32327	CAERNARFON	05/28/1976	Active	10	1	0	11.11%	9		1	Y	2				
108281	CANNOCK	05/06/2010	Active	10	0	0	0.00%	11		4	Y			07/2025		
47980	CHEADLE	12/31/1987	Active	10	0	0	0.00%	11		1	Y	2		08/2023		
	Exc Award (06/30/2023)															
19793	CHESTER	01/06/1960	Active	13	0	0	0.00%	15		2	Y	2		12/2023		
31272	CHORLEY AND LEYLAND	10/07/1975	Active	12	0	0	0.00%	12		2	Y		N	06/2025		
19812	CITY OF LIVERPOOL	04/03/1962	Active	15	0	0	0.00%	15		15	Y	2	N	09/2024		
42679	CLITHEROE	05/16/1983	Active	12	0	0	0.00%	15		3	N		IP			
30273	CONGLETON	02/28/1975	Active	9	1	0	12.50%	10		0	Y	2		08/2025		
	Exc Award (06/30/2023)															



Club Health Assessment for District 105CN through August 2025

			Status	Membership					Reports					Finance	LCIF	
Club Number	Club Name	Charter Date	Times in Status Quo in Past 2 Years	Current Member Count **	YTD Members Added	YTD Members Dropped	YTD Net Growth% ***	Member Count 1 Year Ago	Dropped Members Avg.Length of Service	Months Since Membership Update	Current Officers Reported ****	Current President Repeated Term	VP Reported *****	Last Date Reported Service (mm/yyyy)	Account Balance	YTD Donations
19797	CREWE	01/16/1958	Active	11	0	0	0.00%	11		1	Y		R	08/2025	\$1,371.25	
43509	CROSBY & DIST	02/21/1984	Active	21	0	0	0.00%	20		1	Y		N	03/2025		
19800	DOUGLAS VALLEY L C	04/29/1970	Active	17	0	1	-5.56%	18	16	1	Y			08/2023		
19802	FLEETWOOD & CLEVELEYS	08/14/1973	Active	16	0	0	0.00%	14		3	N	None	N	08/2025		
19856	FLINT & DISTRICT L C	03/23/1973	Active	18	0	0	0.00%	21		3	Y	2	R	10/2019		
Exc Award (06/30/2023)																
28197	FURNESS	03/27/1974	Active	15	0	0	0.00%	13		1	N	None		11/2019		
Exc Award (06/30/2017)																
19804	GARSTANG DISTRICT L C	03/02/1971	Active	23	1	0	4.55%	23		1	Y		N	08/2025		
98962	GNOSALL NEWPORT AND DISTRICT	04/03/2007	Active	9	0	0	0.00%	8		7	Y	5		08/2025		
37169	GRANGE-OVER-SANDS & DIST L C	05/25/1979	Active	14	0	0	0.00%	18		3	Y		N	06/2025		
127155	Hednesford Centennial	03/29/2016	Active	5	0	0	0.00%	6		4	Y	8		03/2023		
19805	HEYWOOD	11/06/1972	Active	5	0	0	0.00%	6		10	Y	2		03/2025		
129831	Hyndburn Centennial	01/11/2017	Active	12	1	0	9.09%	12		1	Y		N	08/2023		
36484	IRONBRIDGE-SEVERN GORGE L C	01/11/1979	Active	10	1	0	11.11%	22		1	N	None		06/2022		
Exc Award (06/30/2022)																
20159	ISLE OF MAN L C	11/27/1968	Active	20	0	0	0.00%	22		4	N		N	04/2022		
29302	KENDAL & DISTRICT	05/08/1974	Active	14	0	0	0.00%	15		2	Y		N	08/2025		
48872	KESWICK	08/30/1988	Active	31	0	0	0.00%	31		1	N		N	07/2025	90+ Days	\$663.45
31862	KNUTSFORD & DISTRICT L C	03/17/1976	Active	22	0	0	0.00%	20		5	Y	6		07/2025		
19808	LANCASTER MORECAMBE	10/09/1968	Active	10	0	0	0.00%	12		3	Y	2		06/2025		
Exc Award (06/30/2024)																
52973	LEEK	04/24/1992	Active	11	0	0	0.00%	10		3	Y	3	R	05/2019		
19811	LICHFIELD	11/27/1972	Active	9	5	1	80.00%	15	0	1	Y	4		08/2025		
45908	LITTLEBOROUGH & DIST LC	03/24/1986	Active	8	1	0	14.29%	8		1	Y	3	N	07/2025		
33354	LLANDUDNO	02/08/1977	Active	38	1	1	0.00%	36	19	0	Y		N	07/2025		
Exc Award (06/30/2020, 06/30/2023)																
19816	LYTHAM ST ANNES	05/10/1962	Active	8	0	0	0.00%	9		2	Y	2		07/2025		
19817	MACCLESFIELD & DISTRICT	08/07/1972	Active	14	1	0	7.69%	16		1	Y			08/2025		\$4,113.72




Club Health Assessment for District 105CN through August 2025

			Status	Membership						Reports				Finance	LCIF	
Club Number	Club Name	Charter Date	Times in Status Quo in Past 2 Years	Current Member Count **	YTD Members Added	YTD Members Dropped	YTD Net Growth% ***	Member Count 1 Year Ago	Dropped Members Avg.Length of Service	Months Since Membership Update	Current Officers Reported ****	Current President Repeated Term	VP Reported *****	Last Date Reported Service (mm/yyyy)	Account Balance	YTD Donations
Exc Award (06/30/2024)																
129830	Maghull & District	01/11/2017	Active	11	0	0	0.00%	11		33	N	None				
37475	MATLOCK DERWENT VALLEY	08/24/1979	Active	17	0	0	0.00%	17		2	Y	3	N	07/2025		
Exc Award (06/30/2016)																
62583	MIDDLE MARCHES	12/27/1999	Active	3	0	0	0.00%	3		16	N	None	R	06/2024		
138694	Nantwich	06/18/2019	Active(2)	6	0	0	0.00%	6		23	N	None		11/2020		
47049	NEWCASTLE UNDER LYME	03/13/1987	Active	7	0	0	0.00%	7		3	Y	6		02/2023		
36482	ORMSKIRK AND DISTRICT	01/31/1979	Active	11	0	0	0.00%	12		9	N	None		05/2018		
30113	OSWESTRY	01/10/1975	Active	7	0	0	0.00%	8		4	N	None		06/2013		
31570	PENRITH	01/19/1976	Active	15	0	0	0.00%	18		0	Y	2	R	02/2024		\$68.56
19857	PRESTATYN AND RHYL LC	07/16/1969	Active	5	0	0	0.00%	5		1	Y	5				
19827	PRESTWICH	11/02/1971	Active	7	0	0	0.00%	6		9	N	None		10/2015		
50177	ROCHDALE	02/09/1990	Active	6	0	0	0.00%	6		29	N	None		12/2022		
36335	ROMILEY MARPLE & DISTRICT	12/04/1978	Active	11	0	0	0.00%	14		3	Y			05/2023		
Exc Award (06/30/2021)																
52602	RUGELEY AND DISTRICT	03/02/1992	Active	10	0	0	0.00%	10		3	Y	8		05/2025		
19833	SALE AND DISTRICT	12/06/1971	Active	12	0	1	-7.69%	14	27	0	Y		N	08/2025		
46847	SHEPSHED	01/27/1987	Active	23	0	0	0.00%	20		2	Y	2		03/2024	90+ Days	
19838	SOUTHPORT	02/13/1962	Active	21	0	0	0.00%	17		5	Y		N			
34040	STAFFORD	06/03/1977	Active	33	1	0	3.13%	34		1	Y		N	08/2025		
Exc Award (06/30/2019, 06/30/2021, 06/30/2023)																
19839	STOCKPORT	05/21/1968	Active	5	0	0	0.00%	5		32	N	None		10/2022		
28052	STOKE ON TRENT L C	02/18/1974	Active	21	2	1	5.00%	22	3	0	Y		N	08/2025		
36485	STONE	01/11/1979	Active	23	0	0	0.00%	22		2	Y			12/2016		
19841	TELFORD	04/16/1969	Active(1)	15	2	0	15.38%	0		0	Y	2	R	10/2017		
60095	UPHOLLAND TAWD VALE	11/14/1997	Active	26	0	0	0.00%	23		4	Y	2		05/2019		
31359	URMSTON	11/07/1975	Active	16	0	0	0.00%	14		9	Y		N	07/2025		
30205	UTTOXETER	02/07/1975	Active	25	0	1	-3.85%	25	7	0	Y			11/2024		



Club Health Assessment for District 105CN through August 2025



			Status	Membership						Reports				Finance	LCIF	
Club Number	Club Name	Charter Date	Times in Status Quo in Past 2 Years	Current Member Count **	YTD Members Added	YTD Members Dropped	YTD Net Growth% ***	Member Count 1 Year Ago	Dropped Members Avg.Length of Service	Months Since Membership Update	Current Officers Reported ****	Current President Repeated Term	VP Reported *****	Last Date Reported Service (mm/yyyy)	Account Balance	YTD Donations
30888	VALE ROYAL	06/06/1975	Active	13	0	0	0.00%	15		3	Y			07/2024		
31151	WALLASEY	08/25/1975	Active	9	0	0	0.00%	9		1	Y			06/2019		
19842	WARRINGTON	05/27/1968	Active	10	0	9	-47.37%	23	16	1	Y					
124720	Whalley and District	04/23/2015	Active	18	0	0	0.00%	18		1	Y		N	06/2025		
	Exc Award (06/30/2018)															
29413	WINDERMERE AND AMBLESIDE	05/31/1974	Active	11	0	0	0.00%	12		2	Y			11/2016		
19858	WREXHAM MAELOR	04/19/1963	Active	6	0	0	0.00%	8		2	Y			06/2025		

Clubs Cancelled Previous Fiscal Year – Clubs Cancelled within last 12 months may be reinstated

Club Number	Club Name	Charter Date	Current Status*	Cancellation Date
19803	KIRKHAM & FYLDE RURAL LC	03/17/1964	Cancelled(6*)	12/30/2024
54998	LEIGH	10/26/1993	Cancelled(6*)	03/29/2025
35600	MARYPORT	05/15/1978	Cancelled(6*)	01/29/2025
45705	STOCKTON HEATH & DISTRICT	01/27/1986	Cancelled(6*)	06/29/2025

Current Total Clubs Count	YTD New Clubs Count	YTD Cancelled Clubs Count	YTD Net Club Gain	Current Total Members Count	YTD Add	YTD Drop	YTD Net Growth	YTD Net Growth %	Member Count 12 Months Ago	Average Member Count Per Club	% of Clubs with less than 20 members	% No Officer Report in 12 Months	% of Clubs with balance 90+ days	Number of Clubs in Status Quo	% Status Quo Clubs in Financial Suspension	Number of Cancelled Clubs	Average Cancelled Club Age	Members Lost Due to Cancellation	% of Clubs Cancelled for Non-Financial Reasons
76	0	0	0	1,005	21	18	3	0.30%	1,039	13	80%	11%	3%	0	0%	0	0	0	0%

* - P - Priority Club. Cancellation Reasons: 1-Objectives/conduct, 2-Non-active club, 5-Non-existing club, 6-Disbanding, 7-Merger, 8-Financial Suspension, 9-District/Multiple District Dues.

** Red denotes below 15 active members.


*** Red denotes 20% + loss.

**** Y - all 3 (President, Secretary, Treasurer) club officers reported, N - not all 3 reported.

***** Abbreviation: N-New, IP-Immediate Past, R-Repeat.



Club Health Assessment for District 105CW through August 2025

			Status	Membership					Reports					Finance	LCIF	
Club Number	Club Name	Charter Date	Times in Status Quo in Past 2 Years	Current Member Count **	YTD Members Added	YTD Members Dropped	YTD Net Growth% ***	Member Count 1 Year Ago	Dropped Members Avg.Length of Service	Months Since Membership Update	Current Officers Reported ****	Current President Repeated Term	VP Reported *****	Last Date Reported Service (mm/yyyy)	Account Balance	YTD Donations
Clubs less than two years old																
182169	Birmingham Nepalese	06/10/2025	Newly Chartered	15	0	0	0.00%	0		2	Y	2				
172952	Coventry Earlsdon	07/05/2024	Active	29	0	0	0.00%	24		0	Y	2		08/2024		
172257	Coventry Kenyan	06/17/2024	Active	8	0	0	0.00%	20		2	Y					
179742	Coventry Nepalese	12/05/2024	Active(1)	20	0	0	0.00%	0		8	N	None				
182170	Leamington Spa	06/10/2025	Newly Chartered	21	1	0	5.00%	0		1	Y	2				
180545	Melton Mowbray Young	06/13/2025	Newly Chartered	18	0	2	-10.00%	0	1	1	N	None				
172797	Rugby Heritage	08/07/2024	Active	12	0	0	0.00%	40		2	Y	2	N	08/2025		
180546	Warwickshire Westwood	03/27/2025	Active	33	1	0	3.13%	0		2	Y	2		06/2025	90+ Days	
158051	Wolverhampton Nepalese	04/30/2024	Active(1)	16	0	0	0.00%	20		2	Y					
Clubs more than two years old																
32817	ABERTILLERY	10/05/1976	Active	15	0	0	0.00%	16		2	Y			09/2019		
19959	AMMANFORD	02/12/1970	Active	16	0	0	0.00%	17		2	Y	9	N	04/2025		
	Exc Award (06/30/2022)															
19784	BALSALL COMMON	12/26/1973	Active	51	0	0	0.00%	44		0	Y			05/2025		\$408.05
	Exc Award (06/30/2018, 06/30/2021, 06/30/2024)															
31471	BARWELL & EARL SHILTON	12/08/1975	Active	21	2	0	10.53%	20		0	Y	2	R	07/2025		
	Exc Award (06/30/2021, 06/30/2023)															
34312	BEDWORTH	07/18/1977	Active	7	0	0	0.00%	7		26	Y	10		09/2024		
	Exc Award (06/30/2024)															
44062	BILSTON & WILLENHALL L C	06/25/1984	Active	12	0	0	0.00%	12		4	Y	14	N	04/2025		
	Exc Award (06/30/2024)															
37252	BIRMINGHAM ACOCKS GREEN	06/11/1979	Active	22	0	0	0.00%	22		3	Y		IP	06/2025		
	Exc Award (06/30/2024)															
47229	BIRMINGHAM CHINATOWN	04/20/1987	Active	17	1	1	0.00%	19	2	0	Y	2	N	02/2025		\$431.70
46058	BIRMINGHAM HANDSWORTH	04/04/1986	Active	17	0	0	0.00%	18		2	Y	2	N	10/2024		
43027	BIRMINGHAM MOSELEY & KINGS HEATH	09/01/1983	Active	24	0	0	0.00%	17		2	Y	2		04/2025		\$381.74




Club Health Assessment for District 105CW through August 2025

			Status	Membership					Reports					Finance		LCIF
Club Number	Club Name	Charter Date	Times in Status Quo in Past 2 Years	Current Member Count **	YTD Members Added	YTD Members Dropped	YTD Net Growth% ***	Member Count 1 Year Ago	Dropped Members Avg.Length of Service	Months Since Membership Update	Current Officers Reported ****	Current President Repeated Term	VP Reported *****	Last Date Reported Service (mm/yyyy)	Account Balance	YTD Donations
19960	BLACK MOUNTAINS L C	02/22/1973	Active	9	0	0	0.00%	13		0	Y	2	N	12/2024		
19961	BRECON	03/22/1972	Active	12	0	0	0.00%	12		17	Y	2		12/2024		
30206	BRIDGEND	02/07/1975	Active	19	0	0	0.00%	20		3	Y		N	12/2024		
19976	BRISTOL BRUNEL	07/16/1971	Active	22	1	0	4.76%	23		1	Y	2	N	08/2025		
38076	BROMSGROVE	02/29/1980	Active	9	0	0	0.00%	9		5	Y	5		04/2025		
145087	Bromyard	02/16/2021	Active	11	0	0	0.00%	11		4	Y		IP	06/2025		\$274.24
38331	CAERFFILI	04/25/1980	Active	4	0	0	0.00%	4		2	Y	4		01/2023		
19962	CARDIFF	01/18/1968	Active	5	0	3	-37.50%	11	14	0	Y			10/2024		
29225	CARMARTHEN	04/26/1974	Active	12	0	0	0.00%	11		11	Y			05/2025		
49798	CASTLE BROMWICH & DIST	08/04/1989	Active	13	0	0	0.00%	14		1	Y	2	N	09/2024		
142354	Central West British Isles 2020 Virtual Exc Award (06/30/2021, 06/30/2023)	08/21/2020	Active	19	0	0	0.00%	16		2	Y	3		08/2025		
19983	CHELTENHAM	06/15/1960	Active	12	0	0	0.00%	13		10	Y			10/2024		
19984	CHEPSTOW AND CALDICOT	11/24/1971	Active	19	0	1	-5.00%	22	35	0	Y	5		07/2025		
19986	CHIPPING SODBURY Exc Award (06/30/2017, 06/30/2024)	12/16/1970	Active	12	0	1	-7.69%	17	18	1	Y		N	04/2025		
29542	CORBY & DISTRICT Exc Award (06/30/2024)	06/28/1974	Active	10	0	0	0.00%	14		1	Y			10/2024		
55699	COVENTRY GODIVA Exc Award (06/30/2018, 06/30/2022, 06/30/2023, 06/30/2024)	05/16/1994	Active	52	0	1	-1.89%	54	2	1	Y		N	06/2025		
154787	Coventry Holybush	06/20/2023	Cancelled(6*)	0	0	0	0.00%	16		2	N	None		11/2024		
45911	COVENTRY LEOFRIC Exc Award (06/30/2019, 06/30/2020, 06/30/2021, 06/30/2022, 06/30/2023, 06/30/2024)	03/25/1986	Active	24	0	0	0.00%	30		3	Y			07/2025		\$2,989.32
154603	Coventry Phoenix Exc Award (06/30/2024)	06/13/2023	Active	42	0	0	0.00%	28		0	Y			03/2025	90+ Days	
154693	Coventry Sonali	06/13/2023	Active	20	0	0	0.00%	18		1	Y	4		09/2024		
154788	Coventry Trinity	06/20/2023	Cancelled(6*)	0	0	0	0.00%	18		2	N	None		11/2024		
44752	DROITWICH	03/11/1985	Active	24	0	0	0.00%	20		3	Y		N	06/2025		\$205.69



Club Health Assessment for District 105CW through August 2025

			Status	Membership					Reports					Finance	LCIF	
Club Number	Club Name	Charter Date	Times in Status Quo in Past 2 Years	Current Member Count **	YTD Members Added	YTD Members Dropped	YTD Net Growth% ***	Member Count 1 Year Ago	Dropped Members Avg.Length of Service	Months Since Membership Update	Current Officers Reported ****	Current President Repeated Term	VP Reported *****	Last Date Reported Service (mm/yyyy)	Account Balance	YTD Donations
Exc Award (06/30/2024)																
45912	DUDLEY	03/21/1986	Active	3	0	0	0.00%	6		1	Y	2		07/2025		
39814	DURSLEY	04/28/1981	Active	29	0	0	0.00%	31		3	Y		N	11/2023		
61695	FISHGUARD AND GOODWICK	03/31/1999	Active	4	0	0	0.00%	5		2	Y	5		03/2020		
19993	FOREST OF DEAN L C	02/22/1973	Active	12	0	0	0.00%	11		5	Y	2	R	06/2025		
19964	GLANTAW SWANSEA VALLEY	11/08/1973	Active	10	0	1	-9.09%	13	20	1	Y	3		07/2024		
Exc Award (06/30/2016, 06/30/2018)																
19965	GOWER & LLWCHWR ESTUARY	01/11/1971	Active	8	0	0	0.00%	14		2	Y	3	N	07/2025		
Exc Award (06/30/2018, 06/30/2021, 06/30/2023)																
117658	HARBOROUGH TWENTY 12	08/15/2012	Active	17	0	0	0.00%	17		2	Y			06/2025		
Exc Award (06/30/2023)																
19996	HEREFORD	03/24/1959	Active	21	0	0	0.00%	27		2	Y	2	N	09/2024		
30112	HINCKLEY BURBAGE	01/10/1975	Active	15	1	0	7.14%	14		0	Y	2		07/2025		
Exc Award (06/30/2022)																
19806	KENILWORTH	06/09/1969	Active	58	0	0	0.00%	59		2	Y		N	08/2025		
Exc Award (06/30/2023, 06/30/2024)																
19807	KETTERING & DISTRICT L C	12/27/1972	Active	21	0	0	0.00%	19		4	Y	5		10/2024		
28150	KIDDERMINSTER&DISTRICT	03/15/1974	Active	5	0	0	0.00%	5		16	Y	6	N	12/2024		
30204	KINGSWINFORD-STOURBRI DGE	02/05/1975	Active	13	0	0	0.00%	16		4	Y	4		02/2025		
31757	KNOWLE & DORRIDGE	02/24/1976	Active	14	0	0	0.00%	12		2	Y			06/2023		\$685.62
35387	LECHLADE & DISTRICT	04/07/1978	Active	26	2	0	8.33%	27		1	Y			06/2025		
Exc Award (06/30/2021, 06/30/2024)																
19792	LEICESTER CHARNWOOD	01/28/1974	Active	37	0	2	-5.13%	39	16	1	Y		N	04/2025		
Exc Award (06/30/2023, 06/30/2024)																
19810	LEICESTER HOST	04/18/1952	Active	15	1	0	7.14%	14		1	Y		IP	10/2024		
Exc Award (06/30/2023)																
42682	LLANTWIT MAJOR AND COWBRIDGE	05/26/1983	Active	20	0	0	0.00%	21		2	Y			07/2024		
38813	LUTTERWORTH	07/21/1980	Active	1	0	0	0.00%	6		0	N			10/2024		
Exc Award (06/30/2023)																



Club Health Assessment for District 105CW through August 2025

			Status	Membership						Reports				Finance	LCIF	
Club Number	Club Name	Charter Date	Times in Status Quo in Past 2 Years	Current Member Count **	YTD Members Added	YTD Members Dropped	YTD Net Growth% ***	Member Count 1 Year Ago	Dropped Members Avg.Length of Service	Months Since Membership Update	Current Officers Reported ****	Current President Repeated Term	VP Reported *****	Last Date Reported Service (mm/yyyy)	Account Balance	YTD Donations
30473	MALVERN HILLS	03/31/1975	Active	10	0	0	0.00%	10		2	Y	4		12/2020		
34121	MARSTON GREEN & DIST L C	06/24/1977	Active	15	0	0	0.00%	16		8	Y	2		09/2024		
Exc Award (06/30/2021, 06/30/2023)																
29383	MELTON MOWBRAY	05/23/1974	Active	18	1	1	0.00%	27	4	0	Y		IP	06/2025		\$100.00
Exc Award (06/30/2022, 06/30/2023, 06/30/2024)																
19968	NEWPORT	01/25/1965	Active	20	0	0	0.00%	18		0	Y	2	R	08/2025		
19821	NORTHAMPTON	09/25/1968	Active	13	0	0	0.00%	9		3	Y	4		08/2025		
Exc Award (06/30/2023)																
154793	Northampton Castle	06/20/2023	Active	6	0	0	0.00%	9		2	Y		N	09/2024		
39063	NORTHAMPTON EIGHTY	11/17/1980	Active	8	0	0	0.00%	8		4	Y			09/2024		
38868	OADBY & WIGSTON	08/13/1980	Active	16	0	0	0.00%	22		0	N	3		12/2024		
Exc Award (06/30/2024)																
38176	PEMBROKE & PEMBROKE DOCK L C	03/11/1980	Active	18	3	0	20.00%	14		0	Y	4	R	08/2025		
Exc Award (06/30/2022)																
38977	PORTHCAWL	10/21/1980	Active	20	0	0	0.00%	22		1	Y		N	10/2023		
19829	REDDITCH	06/19/1972	Active	15	0	0	0.00%	15		2	Y			07/2025		
20008	ROSS ON WYE	03/02/1971	Active	25	0	1	-3.85%	22	50	0	Y	2		08/2025		
Exc Award (06/30/2018, 06/30/2023)																
19832	RUGBY ROKEBY L C	01/18/1968	Active	22	0	0	0.00%	19		2	Y	2	R	08/2025		
Exc Award (06/30/2021, 06/30/2022)																
30737	RUSHDEN & DISTRICT	05/13/1975	Active	6	0	0	0.00%	7		9	Y	16		06/2025		
Exc Award (06/30/2023)																
30475	RUTLAND	03/31/1975	Active	25	2	0	8.70%	24		1	Y			11/2024		
Exc Award (06/30/2023, 06/30/2024)																
105008	SANDWELL	03/18/2009	Active	22	0	0	0.00%	22		4	Y		N	08/2025		
Exc Award (06/30/2021)																
39288	SEVERN DEAN L C	01/06/1981	Active	14	0	0	0.00%	15		2	Y		R	06/2025		
Exc Award (06/30/2024)																
19834	SHAKESPEARE L C	01/26/1967	Active	31	0	0	0.00%	34		0	Y		N	08/2025		\$137.12
34669	SHIRLEY	11/17/1977	Active	23	0	0	0.00%	25		0	Y		N	08/2025		



Club Health Assessment for District 105CW through August 2025

			Status	Membership					Reports				Finance	LCIF		
Club Number	Club Name	Charter Date	Times in Status Quo in Past 2 Years	Current Member Count **	YTD Members Added	YTD Members Dropped	YTD Net Growth% ***	Member Count 1 Year Ago	Dropped Members Avg.Length of Service	Months Since Membership Update	Current Officers Reported ****	Current President Repeated Term	VP Reported *****	Last Date Reported Service (mm/yyyy)	Account Balance	YTD Donations
Exc Award (06/30/2017, 06/30/2021, 06/30/2022, 06/30/2023)																
19836	SOLIHULL	06/24/1969	Active	12	0	0	0.00%	11		1	N	None		09/2024		
19837	SOUTHAM	05/21/1971	Active	26	0	0	0.00%	29		1	Y	2		06/2025		
39555	STOUR VALLEY	03/10/1981	Active	14	0	1	-6.67%	16	3	1	N	4	R	06/2025		
Exc Award (06/30/2024)																
19840	SUTTON COLDFIELD AND ERDINGTON	04/11/1962	Active	10	0	0	0.00%	10		25	Y	4		05/2022		
19969	SWANSEA	05/16/1968	Active	6	0	0	0.00%	6		26	Y	3		07/2024		
33723	TENBY AND DISTRICT	04/30/1977	Active	11	0	1	-8.33%	17	25	2	Y	2		10/2024		
20014	TETBURY	10/23/1973	Active	24	1	0	4.35%	26		1	Y		N	09/2024		
47786	THORNBURY	10/19/1987	Active	13	0	1	-7.14%	15	30	0	Y		IP	10/2024		
102582	THURNBY	06/21/2008	Active	1	0	0	0.00%	10		2	N	2		10/2024		
19843	WARWICK	01/19/1961	Active	19	0	0	0.00%	18		4	Y		N	07/2024		\$685.62
153906	Warwickshire Coaching	05/17/2023	Active(1)	6	0	0	0.00%	10		2	Y	2		09/2024		
19845	WELLESBOURNE	08/03/1971	Active	20	0	0	0.00%	14		4	Y	3		06/2025		
Exc Award (06/30/2022)																
19852	WORCESTER WORCS	07/01/1969	Active	5	0	0	0.00%	4		0	Y	2		07/2024		\$171.41
34122	WOTTON UNDER EDGE	06/16/1977	Active	32	0	0	0.00%	30		3	Y	4		09/2024		
Exc Award (06/30/2024)																

Clubs Cancelled Previous Fiscal Year – Clubs Cancelled within last 12 months may be reinstated

Club Number	Club Name	Charter Date	Current Status*	Cancellation Date
49348	ALDRIDGE & DIST	03/29/1989	Cancelled(6*)	12/30/2024
49170	COTSWOLD FOSSEWAY	01/25/1989	Cancelled(6*)	12/30/2024
39064	KINGTON	11/10/1980	Cancelled(6*)	06/29/2025
29304	MONMOUTH GWENT	05/17/1974	Cancelled(6*)	12/30/2024
29134	TOWCESTER & DISTRICT	04/03/1974	Cancelled(6*)	12/30/2024
29859	WALSALL	10/14/1974	Cancelled(6*)	01/29/2025
19844	WELLINGBOROUGH & DISTRICT	10/23/1973	Cancelled(6*)	12/30/2024



Club Health Assessment for District 105CW through August 2025

INTERNATIONAL

						Status		Membership					Reports				Finance		LCIF
						Times in Status Quo in Past 2 Years		Current Member Count **	YTD Members Added	YTD Members Dropped	YTD Net Growth***	Member Count 1 Year Ago	Dropped Members Avg.Length of Service	Months Since Membership Update	Current Officers Reported ****	Current President Repeated Term	VP Reported *****	Last Date Reported Service (mm/yyyy)	Account Balance
Club Number	Club Name		Charter Date																
Current Total Clubs Count	YTD New Clubs Count	YTD Cancelled Clubs Count	YTD Net Club Gain	Current Total Members Count	YTD Add	YTD Drop	YTD Net Growth	Member Count 12 Months Ago	Average Member Count Per Club	% of Clubs with less than 20 members	% No Officer Report in 12 Months	% of Clubs with balance 90+ days	Number of Clubs in Status Quo	% Status Quo Clubs in Financial Suspension	Number of Cancelled Clubs	Average Cancelled Club Age	Members Lost Due to Cancellation	% of Clubs Cancelled for Non-Financial Reasons	
91	0	2	-2	1,579	17	17	0	0.00%	1,600	17	64%	1%	2%	0	0%	2	162	0	100%

* - P - Priority Club. Cancellation Reasons: 1-Objectives/conduct, 2-Non-active club, 5-Non-existing club, 6-Disbanding, 7-Merger, 8-Financial Suspension, 9-District/Multiple District Dues.

** Red denotes below 15 active members.

*** Red denotes 20% + loss.

**** Y - all 3 (President, Secretary, Treasurer) club officers reported, N - not all 3 reported.

***** Abbreviation: N-New, IP-Immediate Past, R-Repeat.




Club Health Assessment for District 105 N through August 2025

			Status	Membership						Reports				Finance	LCIF	
Club Number	Club Name	Charter Date	Times in Status Quo in Past 2 Years	Current Member Count **	YTD Members Added	YTD Members Dropped	YTD Net Growth% ***	Member Count 1 Year Ago	Dropped Members Avg.Length of Service	Months Since Membership Update	Current Officers Reported ****	Current President Repeated Term	VP Reported *****	Last Date Reported Service (mm/yyyy)	Account Balance	YTD Donations
Clubs more than two years old																
32643	ABERDEEN	07/19/1976	Active	10	0	0	0.00%	12		3	Y			08/2017		
105382	ABERDEEN BON ACCORD	05/01/2009	Active	9	0	0	0.00%	12		2	Y	4		07/2023		
	Exc Award (06/30/2018)															
77736	ALLENDALE	11/21/2003	Active	17	0	0	0.00%	18		0	Y	2		08/2025		
30828	ALNWICK	05/23/1975	Active	24	0	0	0.00%	20		1	Y		N	06/2025		
19860	BARNSELEY DISTRICT L C	12/16/1965	Active	4	0	0	0.00%	9		2	Y	2		08/2025		
20077	BEVERLEY	07/09/1959	P- Active	1	0	0	0.00%	3		2	N	None		06/2016		\$274.25
60794	Boroughbridge	05/19/1998	Active	19	0	0	0.00%	16		4	Y			06/2025		
	Exc Award (06/30/2017, 06/30/2022)															
119228	BRADFORD CENTRAL	04/24/2013	Active	8	0	1	-11.11%	11	14	0	Y	2		08/2025		
115654	BRAMLEY AND WICKERSLEY	12/05/2011	Active	8	0	0	0.00%	9		2	Y	2		07/2025		\$685.62
20079	BRIDLINGTON	08/22/1963	Active	21	0	0	0.00%	19		0	Y	2		03/2024		
19866	CASTLEFORD & PONTEFRACT DISTRICT	11/04/1968	Active	14	0	0	0.00%	15		2	Y	4	R	07/2025		
	Exc Award (06/30/2024)															
47155	COLNE VALLEY	04/06/1987	Active	11	0	0	0.00%	10		3	Y	2		07/2025		
20081	CONSETT	12/13/1962	Active	10	0	0	0.00%	9		3	Y	2		08/2025		
49111	DALBEATTIE & DIST L C	12/29/1988	Active	7	1	0	16.67%	8		1	N	3		08/2025		
20082	DARLINGTON	05/11/1961	Active	23	3	2	4.55%	20	7	1	Y			06/2025		
37596	DENBY DALE DISTRICT L C	10/15/1979	Active	31	1	0	3.33%	27		0	Y		N	06/2022		\$1,645.49
20083	DERWENT L C	12/27/1972	Active	14	0	0	0.00%	13		1	Y	2		07/2025	90+ Days	
19869	DONCASTER	03/31/1958	Active	11	0	0	0.00%	13		2	Y	2	N	04/2025		
36336	DONCASTER WENT VALLEY	12/04/1978	Active	19	2	0	11.76%	12		0	Y	2	R	08/2025		
20113	DUMBARTON	03/10/1970	Active	9	0	0	0.00%	9		14	N	None		03/2023		
40645	DUMFRIES	12/22/1981	Active	24	1	0	4.35%	20		0	Y			08/2025		
39635	DUNDEE CITY	03/31/1981	Active	6	0	1	-14.29%	7	35	1	Y					
20085	DURHAM CITY	10/02/1970	Active	6	0	0	0.00%	9		1	N	None		06/2019		
	Exc Award (06/30/2016)															




Club Health Assessment for District 105 N through August 2025

			Status	Membership						Reports				Finance		LCIF
Club Number	Club Name	Charter Date	Times in Status Quo in Past 2 Years	Current Member Count **	YTD Members Added	YTD Members Dropped	YTD Net Growth% ***	Member Count 1 Year Ago	Dropped Members Avg.Length of Service	Months Since Membership Update	Current Officers Reported ****	Current President Repeated Term	VP Reported *****	Last Date Reported Service (mm/yyyy)	Account Balance	YTD Donations
36483	EASINGWOLD DISTRICT L C	01/15/1979	Active	17	0	0	0.00%	14		2	Y	3	N	08/2025		
	Exc Award (06/30/2016, 06/30/2018)															
55564	ELMET	04/18/1994	Active	16	0	0	0.00%	13		3	Y		N	07/2025		
	Exc Award (06/30/2017)															
20086	FILEY	06/04/1964	Active	16	0	0	0.00%	18		1	Y		N	08/2025		
	Exc Award (06/30/2018, 06/30/2019)															
19871	GARFORTH & DISTRICT L C	10/16/1972	Active	29	0	0	0.00%	31		2	Y		N	08/2025		
20087	GOOLE DISTRICT L C	12/07/1966	Active	11	3	0	37.50%	9		1	Y	7		04/2025		
20114	HELENSBURGH	02/18/1964	Active	12	0	0	0.00%	12		2	Y	5		08/2025		
67028	HOLDERNESS	12/19/2002	Active	12	0	0	0.00%	10		3	Y	2		06/2021		
38472	HOLME VALLEY	05/01/1980	Active	11	0	0	0.00%	12		1	Y		N	08/2025		
20090	HORNSEA DISTRICT L C	03/09/1967	Active	25	0	1	-3.85%	26	1	0	Y		N	08/2025		\$1,326.90
	Exc Award (06/30/2022)															
19877	HUDDERSFIELD	07/05/1954	Active	10	0	0	0.00%	6		1	Y	2	N	07/2025		
19879	KEIGHLEY	02/10/1955	Active	20	2	3	-4.76%	26	1	0	Y		N	08/2025		
	Exc Award (06/30/2023)															
46846	KNARESBOROUGH	01/23/1987	Active	39	1	0	2.63%	39		0	Y		N	02/2017		
19880	LEEDS AND SKYRACK	07/28/1952	Active	11	0	0	0.00%	13		3	Y	2	N	08/2025		
35693	MALTBY ROTHER VALLEY L C	05/26/1978	Active	22	1	0	4.76%	22		0	Y	2	R	08/2025		
20094	MALTON NORTON	08/22/1963	Active	19	0	1	-5.00%	22	7	1	Y		N	07/2025		\$1,326.90
	Exc Award (06/30/2016)															
47332	MINSTER LIONS CLUB OF YORK	05/13/1987	Active	14	0	0	0.00%	13		2	Y	2	N	01/2025		
35074	MORLEY & DISTRICT	02/10/1978	Active	5	0	0	0.00%	6		2	Y	11	N	05/2024		
20095	MORPETH	03/31/1972	Active	31	0	0	0.00%	33		2	Y			07/2025		
	Exc Award (06/30/2016, 06/30/2022)															
44452	NORTH WOLDS	12/06/1984	Active	7	2	0	40.00%	6		1	Y	3		01/2017		
45913	OBAN & LORN L C	03/03/1986	Active	10	0	0	0.00%	11		2	Y	3	N	05/2025		
38664	OTLEY	06/17/1980	Active	10	0	0	0.00%	8		4	Y	3		08/2025		
44995	PETERLEE & DIST	05/30/1985	Active	6	0	0	0.00%	6		12	N			08/2019		
	Exc Award (06/30/2018)															



Club Health Assessment for District 105 N through August 2025

			Status	Membership						Reports				Finance	LCIF	
Club Number	Club Name	Charter Date	Times in Status Quo in Past 2 Years	Current Member Count **	YTD Members Added	YTD Members Dropped	YTD Net Growth% ***	Member Count 1 Year Ago	Dropped Members Avg.Length of Service	Months Since Membership Update	Current Officers Reported ****	Current President Repeated Term	VP Reported *****	Last Date Reported Service (mm/yyyy)	Account Balance	YTD Donations
20097	POCKLINGTON DISTRICT	02/26/1962	Active	8	0	3	-27.27%	20	22	0	Y		R	08/2025		
40250	PONTELAND	07/21/1981	Active	10	0	0	0.00%	8		2	Y	2				
51918	PRUDHOE MID TYNE	07/22/1991	Cancelled(6*)	0	0	1	-100.00%	10	34	0	N	None		02/2025		
19891	ROTHERHAM	05/30/1960	Active	11	0	0	0.00%	11		12	Y	4		10/2016		
19892	ROTHWELL DISTRICT L C	11/25/1968	Active	21	1	0	5.00%	22		1	Y	3		07/2025		
20100	RYEDALE L C	02/09/1967	Active	24	0	0	0.00%	26		3	Y		IP	05/2025		
Exc Award (06/30/2018)																
20101	SCARBOROUGH	06/08/1959	Active	8	0	1	-11.11%	7	1	1	Y		N	08/2025		
37364	STONEHAVEN & DISTRICT L C	06/29/1979	Active	13	0	0	0.00%	14		2	Y		N	06/2024		
Exc Award (06/30/2016)																
20104	SUNDERLAND	07/27/1964	Active	9	0	0	0.00%	9		2	Y	2		08/2025		
44063	TEESDALE DISTRICT L C	06/14/1984	Active	20	0	0	0.00%	16		4	Y			07/2025		
Exc Award (06/30/2018)																
20106	THIRSK & NORTHALLERTON	03/25/1969	Active	7	0	0	0.00%	8		0	Y	2	R	07/2025		\$663.45
Exc Award (06/30/2016, 06/30/2019)																
19901	THORNE RURAL L C	10/05/1970	Active	25	0	0	0.00%	26		2	Y		N	08/2025		
Exc Award (06/30/2023, 06/30/2024)																
34976	TICKHILL & DISTRICT L C	01/25/1978	Active	26	0	0	0.00%	33		1	Y		N	07/2025		
Exc Award (06/30/2021, 06/30/2022)																
33870	TYNEDALE L C	05/18/1977	Active	31	1	2	-3.13%	30	2	0	Y		N	06/2025		
19903	WETHERBY DISTRICT L C	01/17/1966	Active	14	0	0	0.00%	12		0	Y		N	06/2025		
20108	WHITBY DISTRICT L C	04/06/1970	Active	15	0	0	0.00%	15		3	Y	2	N			
20109	WITHERNSEA	08/11/1967	Active	9	0	0	0.00%	12		5	Y			07/2020		
52423	YARM DISTRICT L C	01/22/1992	Active	9	0	0	0.00%	8		2	Y	2		06/2025		\$685.62

Clubs Cancelled Previous Fiscal Year – Clubs Cancelled within last 12 months may be reinstated

Club Number	Club Name	Charter Date	Current Status*	Cancellation Date
57423	AYR & PRESTWICK L C	10/12/1995	Cancelled(6*)	08/29/2024
124552	Beverley Westwood	04/13/2015	Cancelled(6*)	08/29/2024
20112	CITY OF EDINBURGH L C	03/16/1967	Cancelled(6*)	08/29/2024



Club Health Assessment for District 105 N through August 2025

INTERNATIONAL

Club Number	Club Name	Charter Date	Status	Membership						Reports				Finance	LCIF				
			Times in Status Quo in Past 2 Years	Current Member Count **	YTD Members Added	YTD Members Dropped	YTD Net Growth***	Member Count 1 Year Ago	Dropped Members Avg.Length of Service	Months Since Membership Update	Current Officers Reported ****	Current President Repeated Term	VP Reported *****	Last Date Reported Service (mm/yyyy)	Account Balance	YTD Donations			
20084	DRIFFIELD DISTRICT	04/04/1957	Cancelled(6*)	01/29/2025															
20088	HALTEMPRICE L C	12/18/1973	Cancelled(6*)	06/29/2025															
19875	HARROGATE	02/16/1956	Cancelled(6*)	06/29/2025															
Current Total Clubs Count	YTD New Clubs Count	YTD Cancelled Clubs Count	YTD Net Club Gain	Current Total Members Count	YTD Add	YTD Drop	YTD Net Growth	YTD Net Growth %	Member Count 12 Months Ago	Average Member Count Per Club	% of Clubs with less than 20 members	% No Officer Report in 12 Months	% of Clubs with balance 90+ days	Number of Clubs in Status Quo	% Status Quo Clubs in Financial Suspension	Number of Cancelled Clubs	Average Cancelled Club Age	Members Lost Due to Cancellation	% of Clubs Cancelled for Non-Financial Reasons
62	0	1	-1	919	19	16	3	0.33%	944	15	73%	2%	2%	0	0%	1	318	1	100%

* - P - Priority Club. Cancellation Reasons: 1-Objectives/conduct, 2-Non-active club, 5-Non-existing club, 6-Disbanding, 7-Merger, 8-Financial Suspension, 9-District/Multiple District Dues.

** Red denotes below 15 active members.

*** Red denotes 20% + loss.

**** Y - all 3 (President, Secretary, Treasurer) club officers reported, N - not all 3 reported.

***** Abbreviation: N-New, IP-Immediate Past, R-Repeat.



Club Health Assessment for District 105SC through August 2025

			Status	Membership						Reports				Finance		LCIF
Club Number	Club Name	Charter Date	Times in Status Quo in Past 2 Years	Current Member Count **	YTD Members Added	YTD Members Dropped	YTD Net Growth% ***	Member Count 1 Year Ago	Dropped Members Avg.Length of Service	Months Since Membership Update	Current Officers Reported ****	Current President Repeated Term	VP Reported *****	Last Date Reported Service (mm/yyyy)	Account Balance	YTD Donations
Clubs more than two years old																
39890	ABINGDON	05/22/1981	Active	8	0	0	0.00%	12		1	Y			12/2024		
19906	ALTON	01/16/1973	Active	34	0	0	0.00%	35		5	Y		N	07/2025		
19910	BASINGSTOKE	01/11/1967	Active	13	0	0	0.00%	16		6	Y	3		05/2024		\$50.00
19912	BLANDFORD AND DISTRICT L C	02/22/1973	Active	11	0	0	0.00%	11		2	Y	4		03/2025		
19916	BRACKNELL	06/27/1968	Active	9	0	0	0.00%	9		15	N		N	05/2025		
19917	BRADFORD ON AVON	04/29/1970	Active	20	0	0	0.00%	18		2	Y			08/2025		
19980	CALNE	06/12/1972	Active	28	2	2	0.00%	28	4	0	N	None		05/2025		
	Exc Award (06/30/2018)															
19985	CHIPPENHAM	10/23/1973	Active	27	0	0	0.00%	27		0	Y		N	08/2025		
	Exc Award (06/30/2017)															
63855	CROFTON	12/18/2000	Active	17	0	1	-5.56%	17	24	1	Y	8		08/2025		
19989	DEVIZES	03/16/1970	Active	30	3	0	11.11%	36		0	Y		N	07/2025		
19922	EASTLEIGH	09/18/1964	Active	13	0	0	0.00%	14		8	Y			08/2025		
	Exc Award (06/30/2023)															
19924	FAREHAM	02/08/1962	Active	0	0	0	0.00%	8		2	N	None		06/2025		
35383	FARNBOROUGH & ALDERSHOT (CIO)	04/04/1978	Active	17	0	1	-5.56%	20	39	1	Y			07/2025		
28196	FLEET	03/27/1974	Active	49	1	0	2.08%	49		0	Y		N	08/2025		\$2,653.80
	Exc Award (06/30/2023)															
37521	GILLINGHAM MERE & SHAFTESBURY	09/20/1979	Active	19	0	0	0.00%	15		2	Y		N	08/2025		\$411.37
19957	GUERNSEY	06/05/1967	Active	16	0	0	0.00%	13		3	Y			07/2025		
54192	HART	03/08/1993	Active	16	0	0	0.00%	14		0	Y			08/2024		
19926	HAVANT	11/03/1964	Cancelled(6*)	0	0	0	0.00%	12		2	N	None		05/2025		
59454	HAYLING ISLAND	05/05/1997	Active	31	1	0	3.33%	32		1	Y	2	N	07/2025		
	Exc Award (06/30/2019)															
19927	HENLEY ON THAMES	01/04/1971	Active	15	0	0	0.00%	17		2	Y		N	08/2025		
	Exc Award (06/30/2023)															
29385	HIGHWORTH & DISTRICT	05/29/1974	Active	13	0	0	0.00%	9		2	Y	6		07/2025		




Club Health Assessment for District 105SC through August 2025

			Status	Membership					Reports					Finance		LCIF
Club Number	Club Name	Charter Date	Times in Status Quo in Past 2 Years	Current Member Count **	YTD Members Added	YTD Members Dropped	YTD Net Growth% ***	Member Count 1 Year Ago	Dropped Members Avg.Length of Service	Months Since Membership Update	Current Officers Reported ****	Current President Repeated Term	VP Reported *****	Last Date Reported Service (mm/yyyy)	Account Balance	YTD Donations
47066	HOOK ODIHAM AND HARTLEY WINTNEY Exc Award (06/30/2017, 06/30/2022, 06/30/2023, 06/30/2024, 06/30/2025)	03/23/1987	Active	23	0	0	0.00%	21		1	Y	2	N	08/2025		
36732	ISLE OF WIGHT NEWPORT L C	03/06/1979	Active	7	1	0	16.67%	6		0	Y	5		08/2025		
19929	ISLE OF WIGHT RYDE	01/13/1970	Cancelled(6*)	0	0	0	0.00%	12		0	N	None		06/2019		
36650	ISLE OF WIGHT SANDOWN SHANKLIN	02/28/1979	Active	11	0	0	0.00%	9		2	Y		N	03/2023		\$331.73
19958	JERSEY	09/02/1963	Active	31	0	0	0.00%	32		2	Y		N	08/2017		
31273	LODDON VALLEY	10/15/1975	Active	18	0	0	0.00%	20		0	Y			08/2025		
19930	MAIDENHEAD	05/25/1973	Active	38	0	0	0.00%	30		2	Y	2	R	06/2025		
31568	MARLBOROUGH & DISTRICT	01/06/1976	Active	8	0	0	0.00%	11		0	Y	7		12/2024		
29305	MELKSHAM	05/03/1974	Active	18	0	0	0.00%	18		2	Y	2	R	12/2021		\$135.00
19931	MEON VALLEY L C	01/24/1973	Active	25	0	0	0.00%	25		4	Y	2		07/2022		\$1,046.26
19933	New Milton & District	06/24/1971	Active	29	0	0	0.00%	30		2	Y	2	R	06/2018		
19932	NEWBURY	03/12/1970	Active	13	0	1	-7.14%	14	21	1	Y	2	N	08/2022		
19937	PETERSFIELD Exc Award (06/30/2021)	03/24/1972	Active	23	1	1	0.00%	21	7	1	Y			07/2025		\$735.62
19938	POOLE	03/18/1965	Active	15	0	1	-6.25%	17	43	1	Y			06/2025		
19940	READING Exc Award (06/30/2021)	06/15/1965	Active	16	0	0	0.00%	18		2	Y			08/2025		\$685.62
19941	RINGWOOD AND FORDINGBRIDGE Exc Award (06/30/2023)	04/06/1970	Active	12	0	0	0.00%	13		4	Y	2	N	02/2025		
36733	ROMSEY AND WATERSIDE Exc Award (06/30/2016)	03/19/1979	Active	15	0	0	0.00%	14		1	Y	9		05/2025		
19942	SALISBURY AND DISTRICT	08/15/1962	Active	12	0	0	0.00%	12		2	Y	3		12/2024		
32374	SWANWICK Exc Award (06/30/2025)	06/11/1976	Active	17	0	0	0.00%	13		2	Y			08/2025		
20013	SWINDON	10/27/1964	Active	20	0	0	0.00%	21		1	Y		N	07/2025		
30017	TROWBRIDGE WILTS	12/13/1974	Active	12	0	0	0.00%	13		2	Y			12/2024		
19949	WAREHAM Exc Award (06/30/2023)	06/29/1971	Active	25	0	0	0.00%	25		3	N	None		07/2025		



Club Health Assessment for District 105SC through August 2025

			Status	Membership					Reports					Finance	LCIF	
Club Number	Club Name	Charter Date	Times in Status Quo in Past 2 Years	Current Member Count **	YTD Members Added	YTD Members Dropped	YTD Net Growth% ***	Member Count 1 Year Ago	Dropped Members Avg.Length of Service	Months Since Membership Update	Current Officers Reported ****	Current President Repeated Term	VP Reported *****	Last Date Reported Service (mm/yyyy)	Account Balance	YTD Donations
19950	WARMINSTER	01/21/1964	Active	20	0	0	0.00%	20		1	Y	2	R	03/2025		\$663.45
	Exc Award (06/30/2023)															
19952	WESTBURY	04/25/1973	Active	26	0	0	0.00%	30		2	Y		N	09/2024		
	Exc Award (06/30/2016)															
19954	WIMBORNE & FERNDOWN	05/22/1969	Active	10	0	0	0.00%	15		2	Y	2	R	09/2022		
19956	WINDSOR	08/15/1961	Active	31	1	0	3.33%	27		0	Y		N	10/2022		
29384	WOKINGHAM BERKS	05/23/1974	Active	41	0	0	0.00%	38		0	Y		N	08/2025		
38867	WOODLEY & EARLEY L C	08/18/1980	Active	21	0	0	0.00%	20		1	N			01/2025		
	Exc Award (06/30/2024)															
40026	WOOLMER FOREST L C	06/15/1981	Active	22	0	0	0.00%	20		4	Y	4	R	08/2025		
40027	YATELEY & DISTRICT L C	06/23/1981	Active	28	0	0	0.00%	27		3	Y	4		07/2025		\$20.00

Clubs Cancelled Previous Fiscal Year – Clubs Cancelled within last 12 months may be reinstated

Club Number	Club Name	Charter Date	Current Status*	Cancellation Date
19915	BOURNEMOUTH AND CHRISTCHURCH	04/12/1961	Cancelled(8*)	07/29/2024
62464	BURNHAM BUCKS	11/08/1999	Cancelled(6*)	08/29/2024

Current Total Clubs Count	YTD New Clubs Count	YTD Cancelled Clubs Count	YTD Net Club Gain	Current Total Members Count	YTD Add	YTD Drop	YTD Net Growth	YTD Net Growth %	Member Count 12 Months Ago	Average Member Count Per Club	% of Clubs with less than 20 members	% No Officer Report in 12 Months	% of Clubs with balance 90+ days	Number of Clubs in Status Quo	% Status Quo Clubs in Financial Suspension	Number of Cancelled Clubs	Average Cancelled Club Age	Members Lost Due to Cancellation	% of Clubs Cancelled for Non-Financial Reasons
49	0	2	-2	973	10	7	3	0.31%	1,004	20	55%	2%	0%	0	0%	2	102	0	50%

* - P - Priority Club. Cancellation Reasons: 1-Objectives/conduct, 2-Non-active club, 5-Non-existing club, 6-Disbanding, 7-Merger, 8-Financial Suspension, 9-District/Multiple District Dues.

** Red denotes below 15 active members.

*** Red denotes 20% + loss.

**** Y - all 3 (President, Secretary, Treasurer) club officers reported, N - not all 3 reported.

***** Abbreviation: N-New, IP-Immediate Past, R-Repeat.



Club Health Assessment for District 105SE through August 2025

			Status	Membership						Reports				Finance	LCIF	
Club Number	Club Name	Charter Date	Times in Status Quo in Past 2 Years	Current Member Count **	YTD Members Added	YTD Members Dropped	YTD Net Growth% ***	Member Count 1 Year Ago	Dropped Members Avg.Length of Service	Months Since Membership Update	Current Officers Reported ****	Current President Repeated Term	VP Reported *****	Last Date Reported Service (mm/yyyy)	Account Balance	YTD Donations
Clubs more than two years old																
20066	ADUR EAST	02/12/1957	Active	27	0	3	-10.00%	31	5	1	Y			11/2022		
	Exc Award (06/30/2019)															
134705	Ashford	05/10/2018	Active	8	0	0	0.00%	8		2	Y			06/2025		\$205.69
20024	BEXHILL ON SEA	08/03/1971	Active	34	2	1	3.03%	36	0	0	Y		N	07/2024		
	Exc Award (06/30/2017, 06/30/2023, 06/30/2024)															
20025	BEXLEY SIDCUP	12/27/1962	Active	18	1	4	-14.29%	20	15	1	Y	2	R	03/2025		
20026	BILLINGSHURST & DISTRICT	11/26/1973	Active	32	0	0	0.00%	32		1	Y		N	08/2025		
20027	BOGNOR REGIS	10/13/1965	Active	7	0	0	0.00%	8		3	Y	2		08/2025		
20028	BRIGHTON	09/27/1950	Active	16	1	0	6.67%	15		2	Y			04/2023		\$663.45
46650	BROMLEY	11/21/1986	Active	22	0	0	0.00%	22		1	Y		N	08/2025		
20029	BURGESS HILL DISTRICT	03/14/1955	Active	36	1	1	0.00%	38	10	1	Y		N	04/2023		\$475.50
	Exc Award (06/30/2016, 06/30/2023)															
36145	CATERHAM OXTED & GODSTONE L C	10/04/1978	Active	21	1	1	0.00%	22	20	0	Y			07/2025		\$530.76
	Exc Award (06/30/2016, 06/30/2018)															
20032	CHICHESTER	10/04/1966	Active	18	0	0	0.00%	19		1	N		N	10/2022		
	Exc Award (06/30/2017)															
29744	CRANLEIGH & DISTRICT	08/06/1974	Active	56	0	0	0.00%	57		3	Y	2	R	06/2024		
	Exc Award (06/30/2018, 06/30/2019, 06/30/2022, 06/30/2023)															
52459	DARENT VALLEY	01/31/1992	Active	3	0	0	0.00%	5		2	Y			12/2018		
20035	DARTFORD	01/30/1969	Active	40	0	0	0.00%	37		2	Y	2	R	08/2025		
	Exc Award (06/30/2019, 06/30/2023)															
20036	DOVER DISTRICT L C	06/16/1971	Active	12	0	1	-7.69%	15	47	1	Y		N	05/2025		
20037	EAST GRINSTEAD	04/09/1968	Active	30	0	0	0.00%	32		1	Y		N	12/2024		
	Exc Award (06/30/2023)															
20039	FARNHAM	05/13/1968	Active	44	1	0	2.33%	46		0	Y	2	R	06/2023		
20040	FOLKESTONE	12/04/1969	Active	21	0	0	0.00%	18		2	N		N	12/2023		
20042	GILLINGHAM	04/14/1970	Active	10	1	0	11.11%	14		1	Y	2		12/2022		
20044	GUILDFORD	03/13/1967	Active	39	0	2	-4.88%	41	23	1	Y		N	06/2025		



Club Health Assessment for District 105SE through August 2025

			Status	Membership						Reports				Finance	LCIF	
Club Number	Club Name	Charter Date	Times in Status Quo in Past 2 Years	Current Member Count **	YTD Members Added	YTD Members Dropped	YTD Net Growth% ***	Member Count 1 Year Ago	Dropped Members Avg.Length of Service	Months Since Membership Update	Current Officers Reported ****	Current President Repeated Term	VP Reported *****	Last Date Reported Service (mm/yyyy)	Account Balance	YTD Donations
Exc Award (06/30/2019)																
20045	HAILSHAM	05/07/1970	Active	16	0	0	0.00%	20		4	Y		R	04/2019		
20046	HASTINGS	03/11/1969	Active	10	0	0	0.00%	11		0	Y		N	09/2022		
20047	HAYWARDS HEATH	05/16/1962	Active	6	0	0	0.00%	5		2	Y	4		04/2013		
20049	HORLEY	11/26/1963	Active	30	0	1	-3.23%	31	3	1	N	None		06/2025		
20050	HORSHAM	12/13/1962	Active	18	0	0	0.00%	20		5	Y			07/2025		
41925	LANCING & SOMPTING	10/22/1982	Active	20	0	0	0.00%	23		1	Y			06/2019		
20053	LEATHERHEAD & DISTRICT L C	06/28/1973	Active	12	1	1	0.00%	12	44	0	Y		R	05/2023		
20055	LITTLEHAMPTON DISTRICT	11/06/1969	Active	27	1	0	3.85%	28		1	Y	2	N	01/2025		
20056	MAIDSTONE	09/23/1959	Active	24	6	1	26.32%	19	11	0	Y			05/2025		
51465	MIDHURST	03/26/1991	Active	9	1	0	12.50%	8		1	N	None		05/2022		
Exc Award (06/30/2018)																
20060	NEWHAVEN PEACEHAVEN & SEAFORD	10/23/1969	Active	6	0	1	-14.29%	9	3	0	Y	6		09/2023		
20061	NORTHFLEET & EBBSFLEET	09/28/1972	Active	13	0	0	0.00%	13		4	Y		R	07/2021		
Exc Award (06/30/2018, 06/30/2019, 06/30/2023)																
41926	PADDOCK WOOD & DISTRICT	10/20/1982	Active	16	1	0	6.67%	17		0	Y			07/2023		\$685.62
Exc Award (06/30/2018, 06/30/2023)																
20064	ROTTINGDEAN & SALTDEAN	04/19/1973	Active	18	1	0	5.88%	20		0	Y		N	08/2025		
32816	SELSEY & DISTRICT	10/05/1976	Active	22	0	0	0.00%	21		4	Y		N	09/2017		
Exc Award (06/30/2023)																
20065	SEVENOAKS	09/25/1968	Active	25	1	1	0.00%	27	52	0	Y	3		07/2023		
20054	SOUTH EAST BRITISH ISLES VIRTUAL	09/03/1970	Active	13	0	0	0.00%	13		1	Y		N	06/2025		
40156	SOUTHBOROUGH	06/15/1981	Active	12	0	0	0.00%	13		2	N			06/2025		
55160	SOUTHBOURNE WEST SUSSEX	12/27/1993	Active	20	0	0	0.00%	21		4	Y	10	R	08/2019		
Exc Award (06/30/2019)																
20067	SWALE	02/23/1971	Active	12	0	0	0.00%	12		1	Y			08/2018		
20069	TENTERDEN	09/27/1957	Active	17	0	0	0.00%	21		0	Y	3		07/2016		
20070	THANET L C	01/08/1968	Active	17	0	0	0.00%	19		2	Y		N	08/2025		



Club Health Assessment for District 105SE through August 2025

			Status	Membership					Reports				Finance	LCIF		
Club Number	Club Name	Charter Date	Times in Status Quo in Past 2 Years	Current Member Count **	YTD Members Added	YTD Members Dropped	YTD Net Growth% ***	Member Count 1 Year Ago	Dropped Members Avg.Length of Service	Months Since Membership Update	Current Officers Reported ****	Current President Repeated Term	VP Reported *****	Last Date Reported Service (mm/yyyy)	Account Balance	YTD Donations
Exc Award (06/30/2023)																
20071	TONBRIDGE	02/09/1950	Active	42	0	0	0.00%	42		2	Y		N	03/2021		
20073	UCKFIELD DISTRICT	10/02/1968	Active	34	0	1	-2.86%	32	12	0	Y			03/2025		
20048	WHITSTABLE, HERNE BAY, CANTERBURY	12/08/1971	Active	28	0	0	0.00%	28		1	Y		N	05/2023		
Exc Award (06/30/2016)																
31168	WOKING	09/08/1975	Active	14	0	0	0.00%	18		3	Y			03/2018		
Exc Award (06/30/2018)																
31476	WOOLWICH & GREENWICH L C	12/16/1975	Active	20	1	0	5.26%	19		1	Y	2	R	01/2021		
20075	WORTHING	11/26/1952	Active	33	2	0	6.45%	31		1	Y			06/2017		\$274.25

Clubs Cancelled Previous Fiscal Year – Clubs Cancelled within last 12 months may be reinstated

Club Number	Club Name	Charter Date	Current Status*	Cancellation Date
20031	CHANCTONBURY	03/04/1958	Cancelled(6*)	06/29/2025
20057	MALLING DISTRICT L C	09/08/1970	Cancelled(6*)	06/29/2025

Current Total Clubs Count	YTD New Clubs Count	YTD Cancelled Clubs Count	YTD Net Club Gain	Current Total Members Count	YTD Add	YTD Drop	YTD Net Growth	YTD Net Growth %	Member Count 12 Months Ago	Average Member Count Per Club	% of Clubs with less than 20 members	% No Officer Report in 12 Months	% of Clubs with balance 90+ days	Number of Clubs in Status Quo	% Status Quo Clubs in Financial Suspension	Number of Cancelled Clubs	Average Cancelled Club Age	Members Lost Due to Cancellation	% of Clubs Cancelled for Non-Financial Reasons
48	0	0	0	1,028	23	19	4	0.39%	1,069	21	50%	2%	0%	0	0%	0	0	0	0%

* - P - Priority Club. Cancellation Reasons: 1-Objectives/conduct, 2-Non-active club, 5-Non-existing club, 6-Disbanding, 7-Merger, 8-Financial Suspension, 9-District/Multiple District Dues.

** Red denotes below 15 active members.

*** Red denotes 20% + loss.

**** Y - all 3 (President, Secretary, Treasurer) club officers reported, N - not all 3 reported.

***** Abbreviation: N-New, IP-Immediate Past, R-Repeat.




Club Health Assessment for District 105SW through August 2025

			Status	Membership						Reports				Finance	LCIF	
Club Number	Club Name	Charter Date	Times in Status Quo in Past 2 Years	Current Member Count **	YTD Members Added	YTD Members Dropped	YTD Net Growth% ***	Member Count 1 Year Ago	Dropped Members Avg.Length of Service	Months Since Membership Update	Current Officers Reported ****	Current President Repeated Term	VP Reported *****	Last Date Reported Service (mm/yyyy)	Account Balance	YTD Donations
Clubs less than two years old																
188267	Saltash Tamar	07/31/2025	Newly Chartered	21	22	1	100.00%	0	9	1	Y					
Clubs more than two years old																
19970	AXMINSTER DISTRICT L C	04/16/1969	P- Active	2	0	0	0.00%	4		8	Y	3		08/2025		
42817	BABBACOMBE & ST MARYCHURCH	06/23/1983	Active	14	0	0	0.00%	14		1	N			11/2019		
19971	BARNSTAPLE	06/23/1969	Active	12	0	0	0.00%	17		2	Y	4		12/2023		
Exc Award (06/30/2023)																
36910	BLACKMORE VALE L C	04/17/1979	Active	11	1	0	10.00%	9		1	Y	2		03/2019		
19973	BODMIN	04/28/1970	Active	26	0	0	0.00%	28		1	Y			11/2023		
19918	BRIDPORT	02/07/1973	Active	10	0	0	0.00%	12		0	Y	3		12/2024		
Exc Award (06/30/2016)																
38328	BUDLEIGH SALTERTON	04/25/1980	Active	50	0	0	0.00%	43		1	N		N	08/2025		
Exc Award (06/30/2021, 06/30/2023, 06/30/2024, 06/30/2025)																
32665	CALLINGTON	08/09/1976	Active	16	3	2	6.67%	25	9	0	Y	2	N	08/2025		
31362	CAMBORNE-REDRUTH & DISTRICT	11/03/1975	Active	17	0	0	0.00%	17		3	Y	2	R	04/2024		
19982	CHEDDAR VALE L C	12/15/1971	Active	17	0	0	0.00%	18		0	Y	2		08/2025		\$342.81
Exc Award (06/30/2018)																
19988	CLEVEDON	02/26/1968	Active	14	0	0	0.00%	16		1	Y		N	10/2024		
Exc Award (06/30/2018)																
34869	CREDITON & DISTRICT L C	12/19/1977	Active	14	0	0	0.00%	17		4	Y	3	R	05/2025		
Exc Award (06/30/2021)																
40892	CREWKERNE	02/16/1982	Active	24	0	0	0.00%	25		2	N			06/2025		
19921	DORCHESTER AND DISTRICT	03/11/1970	Active	15	0	0	0.00%	14		2	Y		IP	05/2022		
19991	EXETER	10/23/1961	Active	13	1	0	8.33%	11		1	Y		N	07/2022		
Exc Award (06/30/2024)																
19990	EXETER WEST	01/15/1971	Active	22	0	0	0.00%	22		0	Y	2	N	09/2024		\$205.69
33357	FOWEY RIVER L C	02/23/1977	Active	15	0	0	0.00%	10		2	Y	4		12/2024		
Exc Award (06/30/2025)																



Club Health Assessment for District 105SW through August 2025

			Status	Membership						Reports				Finance		LCIF
Club Number	Club Name	Charter Date	Times in Status Quo in Past 2 Years	Current Member Count **	YTD Members Added	YTD Members Dropped	YTD Net Growth***	Member Count 1 Year Ago	Dropped Members Avg.Length of Service	Months Since Membership Update	Current Officers Reported ****	Current President Repeated Term	VP Reported *****	Last Date Reported Service (mm/yyyy)	Account Balance	YTD Donations
19994	FROME	03/14/1967	Active	21	1	1	0.00%	24	4	1	Y		N	03/2024		
31473	GLASTONBURY & STREET	12/08/1975	Active	23	0	0	0.00%	22		7	Y		N	08/2025		
	Exc Award (06/30/2019)															
47785	HAYLE	10/23/1987	Active	9	0	0	0.00%	11		0	N		IP	08/2021		
31474	HOLSWORTHY	12/16/1975	Active	20	4	0	25.00%	18		1	N			06/2019		
33868	HONITON & DISTRICT L C	05/18/1977	Active	11	0	0	0.00%	10		1	Y	7	N	08/2025		
30016	ILFRACOMBE DEVON	12/10/1974	Active	15	0	1	-6.25%	16	9	0	N	2	N	11/2018		\$66.35
32230	ILMINSTER	05/19/1976	Active	15	1	0	7.14%	13		1	Y	4		08/2025		
29513	LAUNCESTON	06/18/1974	Active	10	0	0	0.00%	13		1	Y		R	08/2025		\$199.04
	Exc Award (06/30/2016, 06/30/2017, 06/30/2018)															
19998	LISKEARD	03/10/1972	Active	18	0	2	-10.00%	17	2	0	Y	2	R	07/2023		
19999	LOOE	03/16/1966	Active	31	1	0	3.33%	29		0	Y	2	R	07/2025		
38174	MINEHEAD & DISTRICT L C	03/04/1980	Active	12	0	0	0.00%	14		2	Y		N	04/2025		
20001	NEWQUAY	12/12/1972	Active	20	0	0	0.00%	19		0	N	2	R	08/2025		\$66.35
103831	NEWQUAY TOWAN BLYSTRA	10/22/2008	Active	38	1	0	2.70%	30		0	Y		N	08/2025		
	Exc Award (06/30/2023, 06/30/2025)															
28199	OKEHAMPTON	03/20/1974	Active	17	0	0	0.00%	24		2	Y			06/2025		
20004	PAIGNTON TORBAY	08/03/1971	Active	7	0	0	0.00%	8		2	Y			07/2025		
37251	PENZANCE	06/05/1979	Active	9	0	0	0.00%	9		3	N			03/2024		
20005	PLYMOUTH	05/04/1964	Active	30	0	0	0.00%	29		2	Y		N	08/2025		
20007	PORTISHEAD	03/17/1970	Active	18	0	0	0.00%	15		2	N			06/2025		
	Exc Award (06/30/2017)															
33360	RADSTOCK & MIDSOMER NORTON L C	02/08/1977	Active	18	0	1	-5.26%	21	1	0	Y	2		08/2025		\$409.16
	Exc Award (06/30/2024)															
44455	SEATON & DIST	12/17/1984	Active	17	0	2	-10.53%	21	2	1	Y	2	R	03/2025		\$274.25
	Exc Award (06/30/2023)															
32169	SIDMOUTH	04/29/1976	Active	14	0	0	0.00%	13		6	Y			07/2025		
20009	ST AUSTELL	11/13/1968	Active	14	0	0	0.00%	14		2	Y			08/2025		
32431	TAVISTOCK	06/22/1976	Active	36	10	23	-26.53%	39	7	1	Y			02/2023		



Club Health Assessment for District 105SW through August 2025

			Status	Membership						Reports				Finance	LCIF	
Club Number	Club Name	Charter Date	Times in Status Quo in Past 2 Years	Current Member Count **	YTD Members Added	YTD Members Dropped	YTD Net Growth% ***	Member Count 1 Year Ago	Dropped Members Avg.Length of Service	Months Since Membership Update	Current Officers Reported ****	Current President Repeated Term	VP Reported *****	Last Date Reported Service (mm/yyyy)	Account Balance	YTD Donations
Exc Award (06/30/2023)																
20016	TIVERTON	09/20/1973	Active	2	0	0	0.00%	8		2	Y			03/2024		
34870	TORPOINT & RAME PENINSULA L C	12/19/1977	Active	23	0	0	0.00%	22		2	Y		N	04/2024		
Exc Award (06/30/2017)																
20018	TRURO	10/29/1970	Active	28	2	0	7.69%	27		0	Y		N	08/2025		
Exc Award (06/30/2019)																
33965	WADEBRIDGE	05/31/1977	Active	9	0	0	0.00%	10		2	Y		IP	12/2021		
30277	WELLS SOMERSET	02/25/1975	Active	9	0	2	-18.18%	9	4	1	Y	3		07/2025		
20019	WESTON SUPER MARE	03/04/1968	Active	30	3	0	11.11%	25		0	Y		N	07/2025		
19953	WEYMOUTH AND PORTLAND	04/15/1969	Active	20	0	0	0.00%	18		2	N		N	02/2025		
62465	WORLE	11/08/1999	Active	14	0	0	0.00%	15		0	Y			12/2024		
20020	YEO VALLEY L C	04/17/1968	Active	29	1	0	3.57%	30		0	Y			12/2024		
Exc Award (06/30/2017)																
20021	YEOVIL	03/22/1965	Active	21	0	0	0.00%	21		2	Y			06/2025		\$274.25

Clubs Cancelled Previous Fiscal Year – Clubs Cancelled within last 12 months may be reinstated

Club Number	Club Name	Charter Date	Current Status*	Cancellation Date
33102	BURNHAM-ON-SEA & DISTRICT L C	12/13/1976	Cancelled(6*)	06/29/2025
33563	LYN L C	03/28/1977	Cancelled(6*)	06/29/2025

Current Total Clubs Count	YTD New Clubs Count	YTD Cancelled Clubs Count	YTD Net Club Gain	Current Total Members Count	YTD Add	YTD Drop	YTD Net Growth	YTD Net Growth %	Member Count 12 Months Ago	Average Member Count Per Club	% of Clubs with less than 20 members	% No Officer Report in 12 Months	% of Clubs with balance 90+ days	Number of Clubs in Status Quo	% Status Quo Clubs in Financial Suspension	Number of Cancelled Clubs	Average Cancelled Club Age	Members Lost Due to Cancellation	% of Clubs Cancelled for Non-Financial Reasons
51	1	0	1	921	51	35	16	1.77%	916	18	63%	0%	0%	0	0%	0	0	0	0%

* - P - Priority Club. Cancellation Reasons: 1-Objectives/conduct, 2-Non-active club, 5-Non-existing club, 6-Disbanding, 7-Merger, 8-Financial Suspension, 9-District/Multiple District Dues.

** Red denotes below 15 active members.

*** Red denotes 20% + loss.

**** Y - all 3 (President, Secretary, Treasurer) club officers reported, N - not all 3 reported.

***** Abbreviation: N-New, IP-Immediate Past, R-Repeat.




Club Health Assessment for District 133 through August 2025

			Status	Membership					Reports					Finance	LCIF	
Club Number	Club Name	Charter Date	Times in Status Quo in Past 2 Years	Current Member Count **	YTD Members Added	YTD Members Dropped	YTD Net Growth% ***	Member Count 1 Year Ago	Dropped Members Avg.Length of Service	Months Since Membership Update	Current Officers Reported ****	Current President Repeated Term	VP Reported *****	Last Date Reported Service (mm/yyyy)	Account Balance	YTD Donations
Clubs more than two years old																
20117	ANTRIM	06/01/1971	Active	26	0	0	0.00%	27		7	Y			04/2024		
31945	ANTRIM COAST L C	03/30/1976	Active(1)	28	0	0	0.00%	30		2	Y			05/2025		\$1,369.67
52690	ASHBOURNE AND DISTRICT	03/17/1992	Active	35	0	1	-2.78%	37	9	0	Y		N	08/2025		\$234.43
Exc Award (06/30/2017, 06/30/2018, 06/30/2019)																
20136	ATHY	06/29/1971	Active(1)	16	0	0	0.00%	16		21	N	None		12/2021		
36239	BALLINA	11/14/1978	Active(2)	53	1	0	1.92%	52		1	Y					
41364	BALLINASLOE	05/21/1982	Active	12	0	0	0.00%	13		2	Y	3				
135125	Ballsbridge	06/14/2018	Active	17	2	0	13.33%	14		0	N	None		03/2019		
42302	BALLYNAHINCH	02/25/1983	Active(1)	12	0	0	0.00%	10		3	N	None		05/2021	90+ Days	
20120	BANBRIDGE	11/03/1965	Active	17	0	0	0.00%	17		15	N	None		06/2025		
88506	BANTRY BAY	06/01/2005	Active	10	0	1	-9.09%	12	13	0	N	4		01/2024		\$351.64
28050	BIRR OFFALY	02/20/1974	Active	35	0	0	0.00%	35		16	Y					
51748	BISHOPSTOWN & DIST L C	06/10/1991	Active	19	0	0	0.00%	19		18	N	None		03/2019		
47487	BRAY	06/18/1987	Active	36	0	0	0.00%	27		2	Y		N	01/2024		
44993	CAHIR	05/20/1985	Active	15	0	0	0.00%	15		28	Y	2				
34120	CARLOW	06/15/1977	Active(1)	34	1	0	3.03%	33		1	Y			09/2021		
20137	CARRICK ON SUIR	02/28/1969	Active	28	0	0	0.00%	24		11	Y		N	03/2024		\$492.29
Exc Award (06/30/2017)																
20123	CARRICKFERGUS	06/19/1973	Active	17	0	0	0.00%	17		16	Y	8		04/2024		
102208	CARRICKMACROSS	05/20/2008	Active(1)	11	0	0	0.00%	11		0	Y			07/2020		
48515	CARRIGALINE & DIST	05/02/1988	Active	43	0	0	0.00%	39		0	Y	2	R	12/2024		
20138	CASHEL	01/23/1961	Active	12	0	0	0.00%	15		1	Y			10/2022		\$586.06
49821	CHARLEVILLE	08/24/1989	Active	13	0	1	-7.14%	12	0	1	Y					
92317	CLAREMORRIS	12/12/2005	Active	13	0	0	0.00%	13		23	Y					
20139	CLONMEL	02/01/1967	Active(1)	11	0	0	0.00%	11		3	Y	2	R	04/2021		
118927	CLONTARF & DISTRICTS	03/12/2013	Active	17	0	0	0.00%	17		12	Y			04/2022		\$586.06
58405	COBH	06/17/1996	Active	16	0	0	0.00%	11		3	Y		N	05/2023		



Club Health Assessment for District 133 through August 2025

			Status	Membership						Reports				Finance	LCIF	
Club Number	Club Name	Charter Date	Times in Status Quo in Past 2 Years	Current Member Count **	YTD Members Added	YTD Members Dropped	YTD Net Growth% ***	Member Count 1 Year Ago	Dropped Members Avg.Length of Service	Months Since Membership Update	Current Officers Reported ****	Current President Repeated Term	VP Reported *****	Last Date Reported Service (mm/yyyy)	Account Balance	YTD Donations
20140	CORK	12/21/1957	Active	27	0	0	0.00%	27		0	Y			05/2025		
45910	DOUGLAS & DISTRICT L C	03/13/1986	Active	19	0	0	0.00%	19		18	Y			09/2023		
20125	DOWNPATRICK	02/15/1973	Active	15	0	1	-6.25%	14	38	0	Y			04/2024		
119052	DROGHEDA	03/28/2013	Active(1)	17	0	2	-10.53%	19	10	0	N			11/2023		
20142	DUBLIN	04/22/1955	Active	26	0	0	0.00%	29		3	Y	2		10/2024		
Exc Award (06/30/2023)																
55844	DUBLIN CASTLEKNOCK	06/17/1994	Active(1)	19	0	0	0.00%	19		13	Y			04/2021		
20144	DUN LAOGHAIRE	02/17/1969	Active	40	4	0	11.11%	36		2	Y			05/2023		\$1,172.13
Exc Award (06/30/2023)																
35384	DUNDALK	04/11/1978	Active	21	1	0	5.00%	21		0	Y			07/2025		\$1,758.19
35385	DUNGARVAN	04/10/1978	Active(1)	38	4	2	5.56%	40	19	0	Y			05/2023		
45595	EDENDERRY & DISTRICT	12/26/1985	Active	18	0	0	0.00%	19		8	Y					
33358	ENNIS	02/14/1977	Active	29	1	6	-14.71%	35	16	0	Y			01/2024		
Exc Award (06/30/2023)																
44862	ENNISCORTHY	04/23/1985	Active(1)	13	0	1	-7.14%	19	3	0	Y	2		11/2014		
20146	GALWAY	03/22/1972	Active	46	0	0	0.00%	47		0	Y		N	10/2022		
57075	GLASNEVIN	06/20/1995	Active(3)	5	0	0	0.00%	5		21	Y	17				
44213	GOREY & DIST	08/13/1984	Active	5	0	0	0.00%	5		36	Y	14		05/2018		
20147	HOWTH SUTTON L C	11/06/1969	Active	26	0	0	0.00%	28		2	Y	2		05/2023		
Exc Award (06/30/2023)																
59197	KILCULLEN	03/03/1997	Active	18	0	0	0.00%	20		7	Y		N			
20148	KILKENNY	01/09/1967	Active	24	0	0	0.00%	23		0	Y		N	10/2023		
20149	KILLARNEY	03/16/1970	Active	24	0	0	0.00%	27		1	Y	2		04/2022		
52724	KINSALE & DIST L C	03/18/1992	Active	52	0	0	0.00%	46		4	N	None		12/2022		
Exc Award (06/30/2025)																
57551	LETTERKENNY	11/29/1995	Active	21	0	0	0.00%	23		2	Y			10/2023		
20128	LIMAVADY	01/28/1971	Active	8	0	0	0.00%	9		7	Y			01/2023		
42983	LOUGHREA	08/11/1983	Active	15	0	1	-6.25%	16	42	0	Y			05/2019		
48264	LUCAN	03/15/1988	Active(1)	14	0	0	0.00%	14		2	Y		IP	05/2025		
56800	MACROOM	04/13/1995	Active(1)	9	0	0	0.00%	9		26	N	None		04/2022		



Club Health Assessment for District 133 through August 2025

			Status	Membership					Reports				Finance	LCIF		
Club Number	Club Name	Charter Date	Times in Status Quo in Past 2 Years	Current Member Count **	YTD Members Added	YTD Members Dropped	YTD Net Growth% ***	Member Count 1 Year Ago	Dropped Members Avg.Length of Service	Months Since Membership Update	Current Officers Reported ****	Current President Repeated Term	VP Reported *****	Last Date Reported Service (mm/yyyy)	Account Balance	YTD Donations
20151	MALAHIDE	08/20/1973	Active	37	0	0	0.00%	39		1	Y		N	06/2025		\$644.67
39636	MAYNOOTH KILCOCK	03/31/1981	Active(1)	14	0	0	0.00%	18		2	N	None		04/2021		
37478	MITCHELSTOWN	08/06/1979	Active(1)	18	0	2	-10.00%	18	18	0	Y	4		05/2022		
51749	MONAGHAN	06/11/1991	Active	29	0	0	0.00%	29		3	Y			01/2023		
36735	MULLINGAR	03/20/1979	Active	19	0	0	0.00%	20		2	Y	3		06/2017		
35961	NAAS	07/28/1978	Active	20	0	0	0.00%	20		0	Y			04/2025		
20152	NENAGH	04/30/1973	Active	28	0	0	0.00%	31		6	N	None				
32964	NEWBRIDGE-KILDARE	11/05/1976	Active	21	0	0	0.00%	22		2	Y	2		07/2025		\$351.64
Exc Award (06/30/2017, 06/30/2023)																
44453	NEWCASTLE	12/07/1984	Active	17	0	0	0.00%	18		2	Y		IP	05/2025		
Exc Award (06/30/2023)																
78270	NEWCASTLE WEST	02/18/2004	Active(1)	23	0	0	0.00%	20		2	Y			05/2025		
Exc Award (06/30/2023)																
20132	NEWRY	11/13/1967	Active	19	0	0	0.00%	19		23	Y	3		10/2018		
32102	PORTLAOISE	04/20/1976	Active	21	0	5	-19.23%	26	7	1	Y					
88288	PORTMARNOCK	05/17/2005	Active(1)	10	0	0	0.00%	11		6	Y	3		05/2019		
60264	PORTUMNA	01/02/1998	Active	12	0	0	0.00%	14		0	N	2		04/2025		\$351.64
Exc Award (06/30/2022)																
20154	ROSCREA	07/02/1968	Active	33	0	0	0.00%	35		1	Y	2	N	10/2024		
41837	SHANNON	09/13/1982	Active	9	0	0	0.00%	10		11	Y	8		12/2018		
48115	SKIBBEREEN	02/08/1988	Active	18	0	0	0.00%	18		21	Y	2		05/2023		
33967	SLIGO	05/24/1977	Active	11	0	2	-15.38%	13	27	0	Y					
20155	SUGAR LOAF L C	02/26/1968	Active	24	0	1	-4.00%	26	1	0	Y			08/2025		
44454	SWORDS AND DISTRICT	12/11/1984	Active	14	0	0	0.00%	14		19	N	2		12/2021		
54669	TEMPLEMORE	06/24/1993	Active	25	0	0	0.00%	24		9	Y			04/2023		
20156	THURLES	06/01/1964	Active	45	0	0	0.00%	48		0	Y			07/2025		\$293.03
Exc Award (06/30/2023)																
30476	TIPPERARY TOWN	03/26/1975	Active	11	0	0	0.00%	11		2	Y	2		09/2017		\$586.06
20157	TRALEE	11/19/1965	Active	18	1	0	5.88%	16		1	Y					
36736	TUAM	03/09/1979	Active	19	0	0	0.00%	19		2	Y			04/2025		



Club Health Assessment for District 133 through August 2025

			Status	Membership						Reports				Finance	LCIF	
Club Number	Club Name	Charter Date	Times in Status Quo in Past 2 Years	Current Member Count **	YTD Members Added	YTD Members Dropped	YTD Net Growth% ***	Member Count 1 Year Ago	Dropped Members Avg.Length of Service	Months Since Membership Update	Current Officers Reported ****	Current President Repeated Term	VP Reported *****	Last Date Reported Service (mm/yyyy)	Account Balance	YTD Donations
30609	TULLAMORE	04/17/1975	Active	36	2	1	2.86%	38	49	1	Y	2		01/2024	90+ Days	
20158	WATERFORD	04/22/1965	Active(1)	38	0	0	0.00%	36		0	N		N	12/2020		
47157	WESTPORT	04/06/1987	Active	18	1	2	-5.26%	19	13	0	Y	3		05/2022		\$586.06
36911	WEXFORD	04/17/1979	Active	38	0	0	0.00%	38		2	Y			05/2025		\$595.41
Exc Award (06/30/2023)																
46649	WICKLOW & DIST	11/04/1986	Active(1)	27	0	0	0.00%	31		2	Y	2		03/2024		

Clubs Cancelled Previous Fiscal Year – Clubs Cancelled within last 12 months may be reinstated

Club Number	Club Name	Charter Date	Current Status*	Cancellation Date
67221	ABBAY LEIX AND DISTRICT	02/03/2003	Cancelled(8*)	06/29/2025
67316	ARMAGH	02/27/2003	Cancelled(8*)	06/29/2025
62017	BALTINGLASS	06/02/1999	Cancelled(8*)	06/29/2025
33966	CASTLEBAR	05/23/1977	Cancelled(8*)	12/30/2024
43160	FERMOY	11/03/1983	Cancelled(8*)	12/30/2024
20150	LIMERICK	05/20/1964	Cancelled(8*)	06/29/2025
99494	PORTARLINGTON	05/29/2007	Cancelled(8*)	06/29/2025
48928	ROSCOMMON	10/03/1988	Cancelled(8*)	12/30/2024

Current Total Clubs Count	YTD New Clubs Count	YTD Cancelled Clubs Count	YTD Net Club Gain	Current Total Members Count	YTD Add	YTD Drop	YTD Net Growth	YTD Net Growth %	Member Count 12 Months Ago	Average Member Count Per Club	% of Clubs with less than 20 members	% No Officer Report in 12 Months	% of Clubs with balance 90+ days	Number of Clubs in Status Quo	% Status Quo Clubs in Financial Suspension	Number of Cancelled Clubs	Average Cancelled Club Age	Members Lost Due to Cancellation	% of Clubs Cancelled for Non-Financial Reasons
80	0	0	0	1,767	18	29	-11	-0.62%	1,797	22	55%	5%	3%	0	0%	0	0	0	0%

* - P - Priority Club. Cancellation Reasons: 1-Objectives/conduct, 2-Non-active club, 5-Non-existing club, 6-Disbanding, 7-Merger, 8-Financial Suspension, 9-District/Multiple District Dues.

** Red denotes below 15 active members.

*** Red denotes 20% + loss.

**** Y - all 3 (President, Secretary, Treasurer) club officers reported, N - not all 3 reported.

***** Abbreviation: N-New, IP-Immediate Past, R-Repeat.



Club Health Assessment for Ident 5875 - GIBRALTAR - UND through August 2025

INTERNATIONAL

						Status		Membership					Reports				Finance		LCIF
						Times in Status Quo in Past 2 Years	Current Member Count **	YTD Members Added	YTD Members Dropped	YTD Net Growth***	Member Count 1 Year Ago	Dropped Members Avg.Length of Service	Months Since Membership Update	Current Officers Reported ****	Current President Repeated Term	VP Reported *****	Last Date Reported Service (mm/yyyy)	Account Balance	YTD Donations
Club Number	Club Name		Charter Date																
Clubs more than two years old																			
33988	GIBRALTAR		05/10/1977			Active(2)	14	0	0	0.00%	17		3	Y	3	N	05/2025		
Current Total Clubs Count	YTD New Clubs Count	YTD Cancelled Clubs Count	YTD Net Club Gain	Current Total Members Count	YTD Add	YTD Drop	YTD Net Growth	YTD Net Growth %	Member Count 12 Months Ago	Average Member Count Per Club	% of Clubs with less than 20 members	% No Officer Report in 12 Months	% of Clubs with balance 90+ days	Number of Clubs in Status Quo	% Status Quo Clubs in Financial Suspension	Number of Cancelled Clubs	Average Cancelled Club Age	Members Lost Due to Cancellation	% of Clubs Cancelled for Non-Financial Reasons
1	0	0	0	14	0	0	0	0.00%	17	14	100%	0%	0%	0	0%	0	0	0	0%

* - P - Priority Club. Cancellation Reasons: 1-Objectives/conduct, 2-Non-active club, 5-Non-existing club, 6-Disbanding, 7-Merger, 8-Financial Suspension, 9-District/Multiple District Dues.

** Red denotes below 15 active members.

*** Red denotes 20% + loss.

**** Y - all 3 (President, Secretary, Treasurer) club officers reported, N - not all 3 reported.

***** Abbreviation: N-New, IP-Immediate Past, R-Repeat.